


Welcome to the Academic Parent Teacher Team APTT Meeting #1

Bienvenidos a la Primera Junta de APTT



North Elementary School

Mrs. Gonzalez



APTT Meeting Dates:
#1 September 4, 2015
#2 January 15, 2016
#3 April 18, 2016



Welcome to APTT Team Meeting #1

Bienvenidos a la Primera Junta de APTT



- Thank You!
- Parent Survey
- Working Together!
- Sharing Student Data!

- ¡Gracias!
- Encuesta de Padres
- ¡Trabajando Juntos!
- ¡Compartiendo!



APTT MEETING AGENDA

AGENDA para JUNTAS de APTT

7:45-8:00

WELCOME, PARENT SURVEY, & ICE BREAKER
ACTIVITY

8:00-8:15

REVIEW FOUNDATIONAL GRADE LEVEL SKILLS
SHARING DATA

8:15-8:30

MODEL ACTIVITIES

8:30-8:45

PRACTICE ACTIVITIES

8:45-9:00

SET 60-DAY ACADEMIC SMART GOALS

7:45-8:00

BIENVENIDA Y ACTIVIDAD PARA CONOCERSE
EL PROPÓSITO DE APTT

8:00-8:15

EXAMINAR LAS HABILIDADES FUNDAMENTALES
COMPARTIR DATOS

8:15-8:30

MODELANDO ACTIVIDADES

8:30-8:45

PRATICANDO ACTIVIDADES

8:45-9:00

ESTABLECER LA META(S) DE 60 DÍAS





APTT ICE BREAKER



Classroom Web:

1. Everyone stand in a circle
2. Say your name
3. Tell the group one fact about yourself.
4. Throw the yarn to someone you don't know



What is APTT?

Que es APTT?

**Team Meeting
(75-min.)**

**September
4, 2015**

**Primera Junta
(75 min.)
4 de
Septiembre**



**Individual
Session
(30-min.)**

**Held In
Nov./Dec.**

**Juntas
Individual
En Nov./Dic.**



**Team Meeting
(75-min.)**

**January 15,
2016**

**Segunda Junta
(75 min.)
15 de Enero**



**Team Meeting
(75-min.)**

April 18, 2016

**Tercera Junta
(75 min.)
18 de Abril**

Team Meeting #1 Outcomes

Resultados de Primera Junta



Today you will be able to:

1. Understand what APTT is
2. Learn a new foundational skill
3. Know your child's current progress in the new skill
4. Practice a new foundational skill with your child at home
5. Set a learning goal for your child

Hoy usted podra:

1. Comprende lo que es APTT
2. Aprender nuevas estrategias fundamental
3. Saber el progreso de su hijo/a
4. Practicar estrategias fundamental en casa
5. Construir una meta para su hijo/a

Overview of Grade Level Skill Vision General de Estrategias




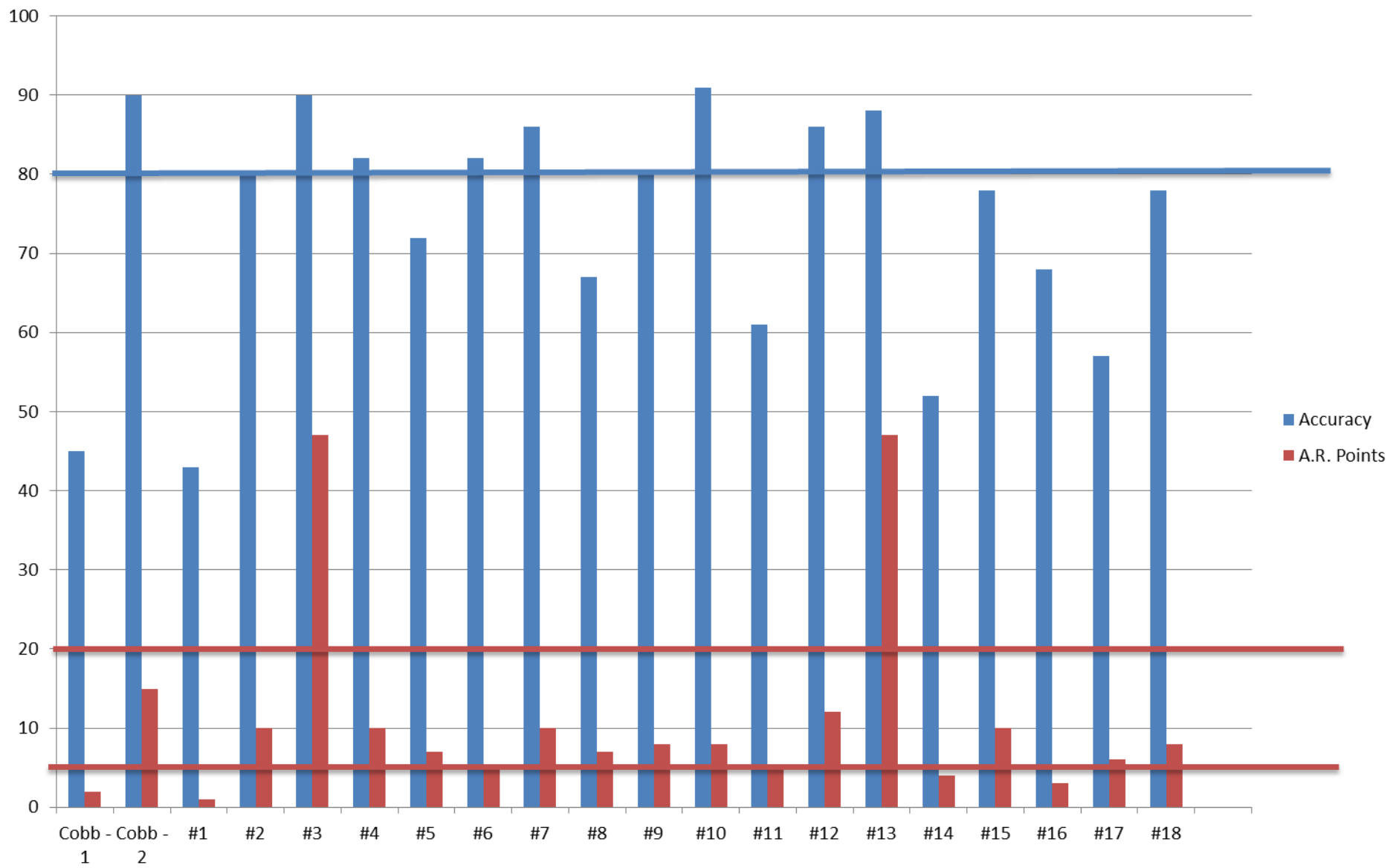
CONTENT AREA: KINDERGARTEN LANGUAGE
ARTS

LECTURA:

PHONICS AND SIGHT WORDS
FONICOS Y PALABRAS DE ALTA FRECUENCIA



Reading Accuracy & A.R. Points Graph



Practice Activity #1

Primera Practica de Actividad



Practice activity demonstration - "I do"

Demostracion de Actividad- "Yo lo hare"





**Practice activity demonstration –
“We do”**

**Practicar demostracion
“ Nosotros lo haremos”**



Practice activity demonstration – “You Do”

Practicar demostración- “ Usted lo hace”



What is a S.M.A.R.T. Goal?



Specific (específico)

Measurable (medible)

Attainable (alcanzable)

Realistic (realista)

Timely (con limite de tiempo)

¿Que es la meta S.M.A.R.T?



Setting 60-day SMART Goals

Ajustar una Meta de 60-dias

Your Child's 60-Day Goal:

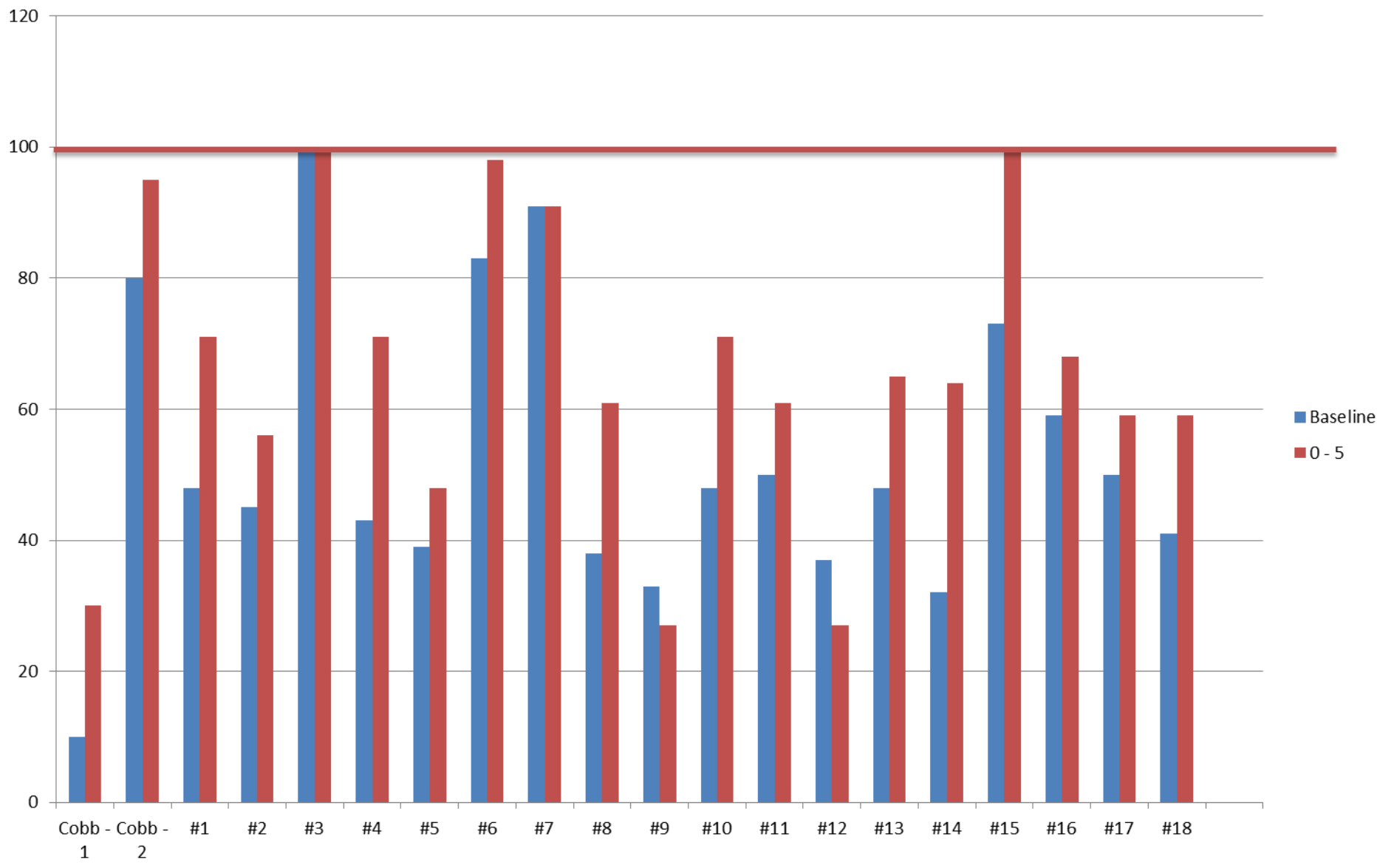
- Look at your child's current progress
- Write a realistic 60-day goal for your child
- Complete the goal form in the Family Folder

La meta de su hijo/a de 60-Dias es:

- Mire el progreso de su hijo/a
- Escriba una meta realistica de 60-dias para su hijo/a
- Llene la hoja de meta en la carpeta de familia



Multiplication Facts 0 - 5 Graph



• Thank You • Gracias

APTT Meeting Dates:

#1 September 4, 2015

#2 January 15, 2016

#3 April 18, 2016



Mrs. Gonzalez

• **863.462.5100** •

Ext. 183



marlene.gonzalez@okee.k12.fl.us

Practice Activity- Reflex Math or Flash Cards

Actividad de Practica- Reflex Math o Tarjetas de memoria



- Your child has an account already set up on Reflex Math. All they have to do is get on and get started.
 - www.reflexmath.com
 - If you do not have internet access, your child can practice by using flash cards.
- Su hijo/a ya tiene una cuenta de Reflex Math. Todo lo que tienen que hacer es iniciar una sesion en:
 - www.reflexmath.com
 - Si usted no tiene internet, su hijo/a puede practicar usando tarjetas de memoria.