



2015-16
Tentative Millage
Rates and Annual
Budget

Certified Tax Roll

	Budget 2014-15	Budget 2015-16	Variance
Certified Tax Roll	\$ 1,595,050,482	\$ 1,685,662,603	\$ 90,612,121
96%	\$ 1,531,248,463	\$ 1,618,236,099	\$ 86,987,636

Tax Millage

	Budget 2014-15	Budget 2015-16	Variance	Yield
Required Local Effort	5.143	4.954	(0.189)	\$ 8,016,742
Discretionary Local Effort	0.748	0.748	0	\$ 1,210,441
Capital Outlay	1.500	1.500	0	\$ 2,427,354
Total Millage	7.391	7.202	(0.189)	\$ 11,654,537

Tax Receipts & FEFP Funds

	Budget 2014-15	Budget 2015-16	Variance
Total Estimated Tax receipts	\$ 11,317,458	\$ 11,654,537	\$ 337,079
Estimated FEFP Funds Expected	\$ 27,908,144	\$ 28,714,050	\$ 805,906

Rolled Back Rate

- ▣ The rate that would generate the same amount of property tax revenues as approved the prior year.
- ▣ When the tax base increases, the rolled back rate is more than the prior year's rate.
- ▣ The total millage rate to be levied is less than the roll-back rate by -0.93%

Real World Example

Home value = \$100,000

1 mill = \$1 for every
\$1,000

$\$100,000 / \$1,000 = 100$

$100 * 0.189 = \$18.90$ less
this year



Funding Formula

**FTE
Students**

×

**Program
Cost Factors**

=

**Weighted FTE
Students**

**Weighted FTE
Students**

×

**Base Student
Allocation (BSA)**

×

**District Cost
Differential
(DCD)**

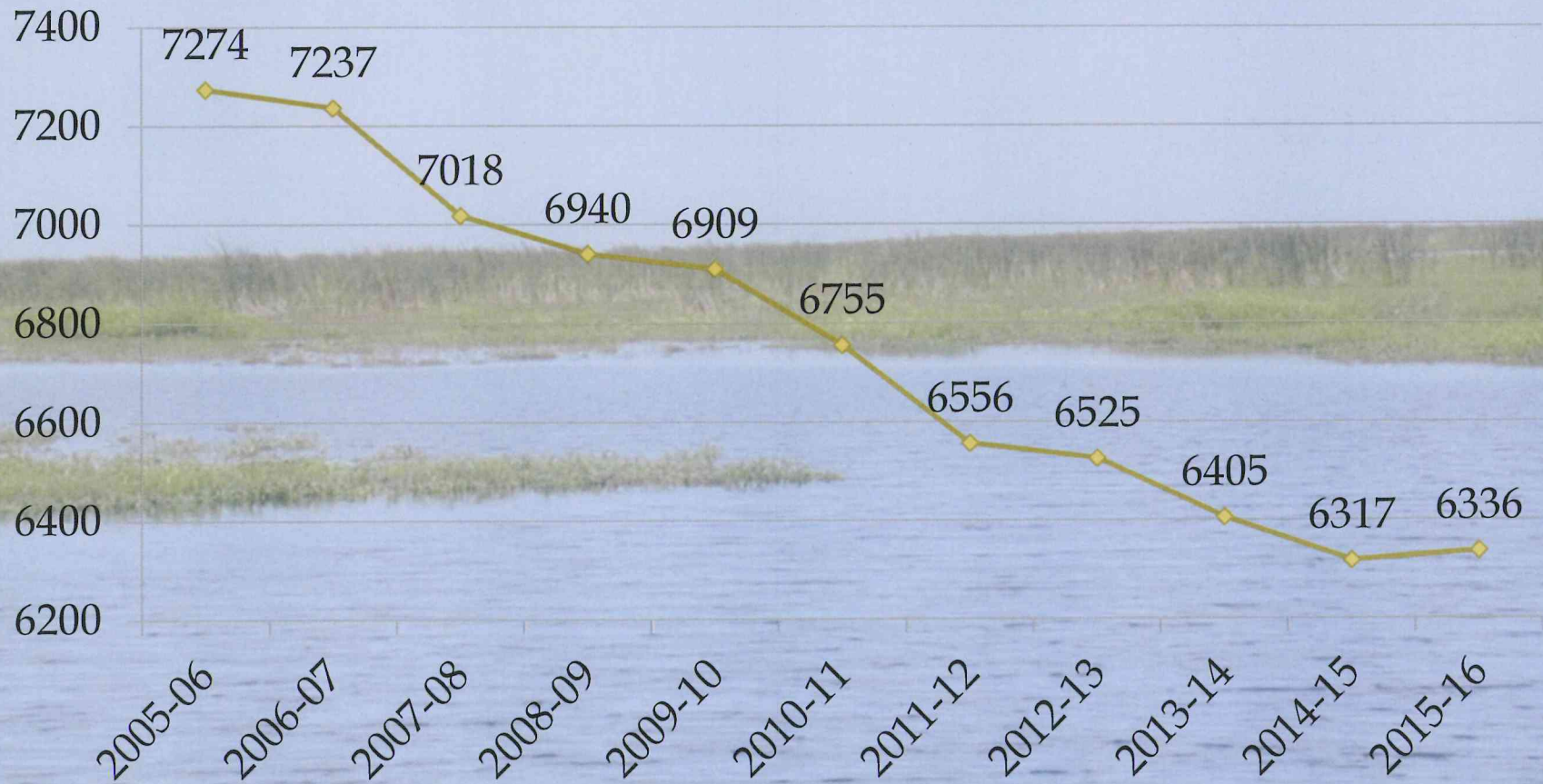
=

**Base
Funding**

FTE, BSA & DCD

	Budget 2014-15	Budget 2015-16	Variance
Estimated Students	6,317.41	6,336.13	18.72
Weighted FTE	6,677.55	6,673.08	(4.47)
Base Student Allocation	4,031.77	4,154.45	122.68
District Cost Differential	0.9667	0.9702	0.0035

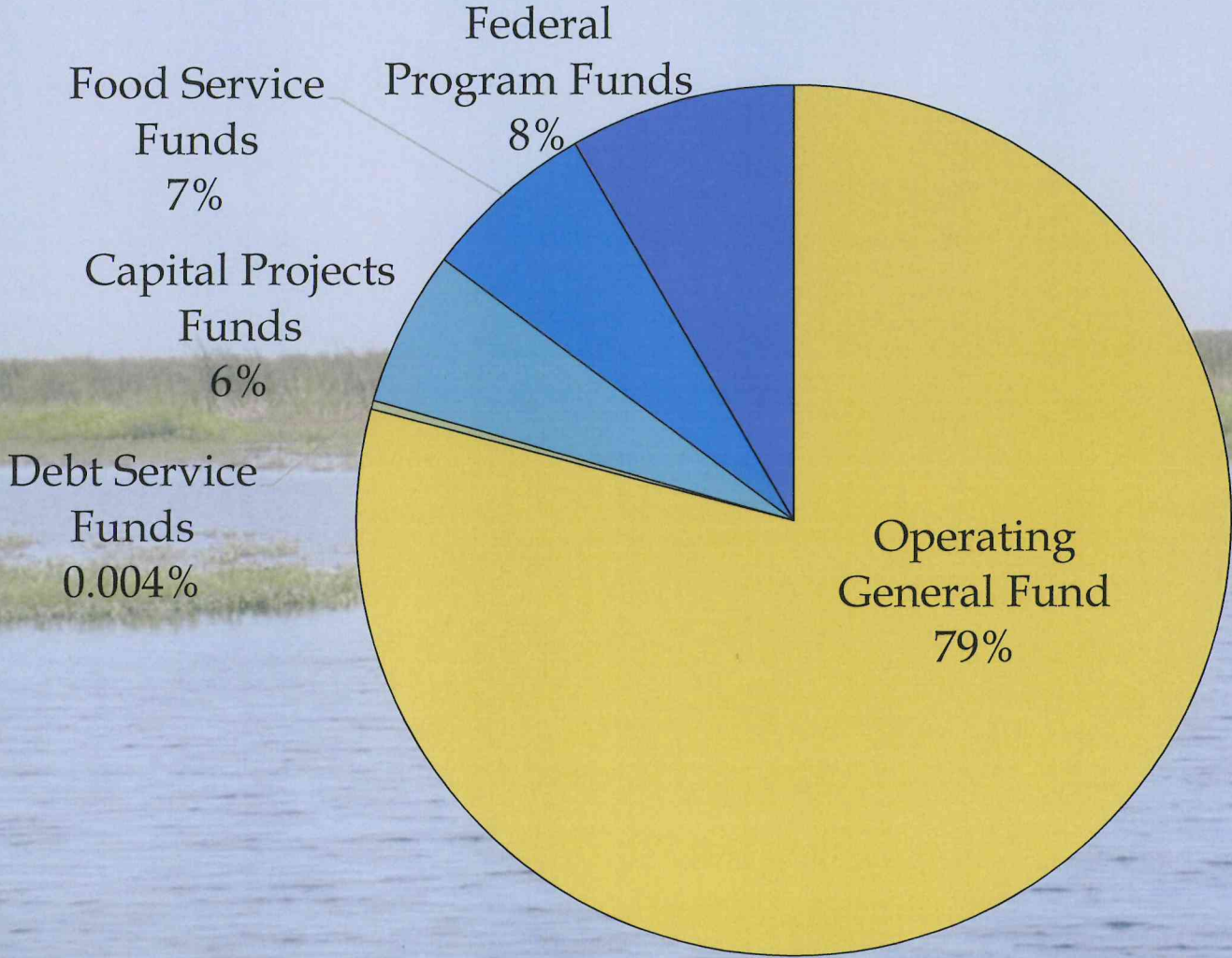
History of Enrollment



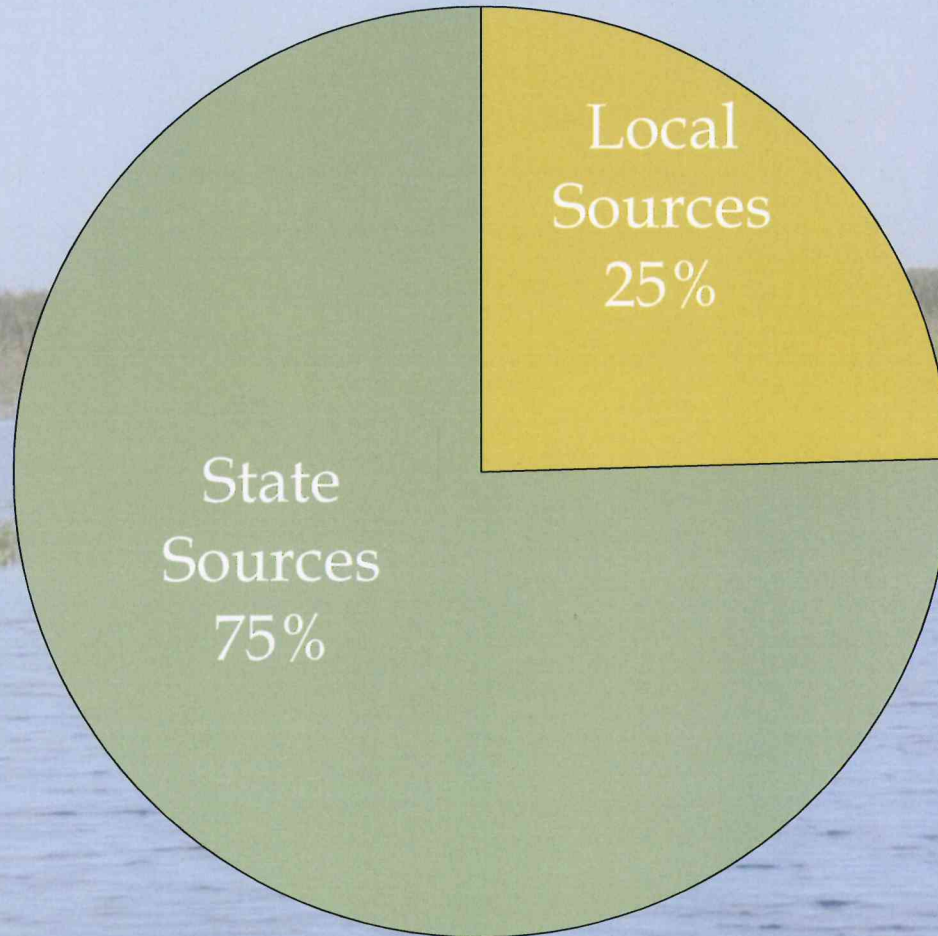
Final Budget Totals

	Budget 2014-15	Budget 2015-16	Variance
Operating General Fund	\$ 52,495,896.49	\$ 53,488,908.20	\$ 993,011.71
Debt Service Funds	\$ 225,191.96	\$ 218,116.96	(7,075.00)
Capital Projects Funds	\$ 3,427,871.02	\$ 3,912,224.84	\$ 484,353.82
Food Service Funds	\$ 4,165,479.02	\$ 4,343,836.88	\$ 178,357.86
Federal Program Funds	\$ 5,531,747.04	\$ 5,631,153.06	\$ 99,406.02
Total Budget	\$ 65,846,185.53	\$ 67,594,239.94	\$ 1,748,054.41

Percent of Final Budget



Percentage of Revenue Local vs. State



Tentative Millage Rates

Recommendation:

That the tentative Required Local Effort millage rate of 4.954 for the 2015-16 operating budget be approved for advertisement for public hearing.

Recommendation:

That the tentative Discretionary Local Effort millage rate of 0.748 for the 2015-16 operating budget be approved for advertisement for public hearing.

Recommendation:

That the tentative millage rate of 1.500 for the 2015-16 Capital Outlay budget be approved for advertisement for public hearing.

Revenue

2015-16

Funding Formula

Base Funding	+	DJJ Supplement	+	Declining Enrollment Supplement	+	Sparsity Supplement	+
State-Funded Discretionary Contribution	+	0.748 Mills Discretionary Compression	+	Safe Schools	+	Reading Program	+
Supplemental Academic Instruction	+	ESE Guaranteed Allocation	+	Instructional Materials	+	Teachers Classroom Supply Assistance	+
Student Transportation	+	Virtual Education Contribution	+	Digital Classrooms Allocation	=	Gross State and Local FEFP Dollars	

Revenue

REVENUE SOURCES:		AMENDED BUDGET 2014-15	PROPOSED BUDGET 2015-16	VARIANCE
FEDERAL THROUGH STATE:				
	PROJ #			
3191	R.O.T.C.	58,500.00	58,500.00	0.00
3202	Medicaid	300,000.00	300,000.00	0.00
3280	Federal Thru Local	48,022.11	0.00	(48,022.11)
TOTAL FEDERAL THROUGH STATE		406,522.11	358,500.00	(48,022.11)

Revenue

STATE FEFP-LOTTERY-CATEGORICAL					
3310	FL Educ Finance Prgm		17,889,857.00	18,866,217.00	976,360.00
	Declining Enrollment		9,676.00	76,137.00	66,461.00
	Sparsity Supplement	1616	599,796.00	602,619.00	2,823.00
	Safe Schools	1697	205,952.00	189,925.00	(16,027.00)
	0.748 Millage Compression		1,438,279.00	1,528,211.00	89,932.00
	Supplemental Academic Inst. (SAI)	1604/1666	1,599,794.00	1,581,283.00	(18,511.00)
	Reading Allocation	1603	381,184.00	375,870.00	(5,314.00)
	ESE Guarantee	1663	2,701,385.00	2,645,590.00	(55,795.00)
	DJJ Supplement	1615	218,583.00	232,403.00	13,820.00
	Instructional Materials	1630-1632/1638	509,821.00	512,800.00	2,979.00
	Transportation		1,619,915.00	1,644,838.00	24,923.00
	Teacher Supply	1649	106,387.00	104,661.00	(1,726.00)
	Virtual Education		6,900.00	7,009.00	109.00
	Digital Classrooms Allocation	1677	301,395.00	346,487.00	45,092.00
	TOTAL FEFP FUNDS		27,588,924.00	28,714,050.00	1,125,126.00

Funding Formula

$$\begin{array}{|c|} \hline \text{Gross State and} \\ \text{Local FEFP} \\ \hline \end{array} - \begin{array}{|c|} \hline \text{Required} \\ \text{Local} \\ \text{Effort} \\ \hline \end{array} = \begin{array}{|c|} \hline \text{Gross State} \\ \text{FEFP} \\ \hline \end{array}$$

$$\begin{array}{|c|} \hline \text{Gross State} \\ \text{FEFP} \\ \hline \end{array} + \begin{array}{|c|} \hline \text{Adjustments} \\ \hline \end{array} = \begin{array}{|c|} \hline \text{Net State} \\ \text{FEFP} \\ \text{Allocation} \\ \hline \end{array}$$

$$\begin{array}{|c|} \hline \text{Net State} \\ \text{FEFP} \\ \text{Allocation} \\ \hline \end{array} + \begin{array}{|c|} \hline \text{Categorical} \\ \text{Program} \\ \text{Funds} \\ \hline \end{array} = \begin{array}{|c|} \hline \text{Total} \\ \text{State Finance} \\ \text{Program} \\ \hline \end{array}$$

Revenue

3361	FL Sch Recog.-Lottery Enhancement	1660	124,659.00	124,659.00	0.00
3344	Educational Enhancement - Lottery	1692	21,809.00	21,373.00	(436.00)
Categorical Programs:					
3355	Class-Size Reduction	1621	6,628,012.00	6,508,550.00	(119,462.00)
TOTAL FEFP-LOTTERY-CATEG			34,363,404.00	35,368,632.00	1,005,228.00

Revenue

OTHER STATE FUNDING:					
3323	CO & DS Administrative Interest		4,000.00	4,000.00	0.00
3341	Racing Revenue		223,250.00	223,250.00	0.00
3343	State Mobile Home License Tax		30,000.00	30,000.00	0.00
3371	VPK	1651	125,000.00	125,000.00	0.00
3372	School Readiness Pre-K Prg	1650	4,000.00	4,000.00	0.00
3390	Misc. State Grants		96,200.15	11,936.05	(84,264.10)
TOTAL-STATE FUNDS			34,845,854.15	35,766,818.05	920,963.90

Revenue

LOCAL REVENUES:					
3411	Required Local Effort 4.954		7,875,211.00	8,016,742.00	141,531.00
3411	Discretionary Local Effort 0.748		1,145,374.00	1,210,441.00	65,067.00
3423	Delinquent Taxes-Prior Year		150,000.00	150,000.00	0.00
3425	Facility Rental	1640	31,000.00	29,000.00	(2,000.00)
3430	Interest Income		24,000.00	24,000.00	0.00
3431	Interest on Investments		4,000.00	4,000.00	0.00
3440	Gifts, Grants, Bequests				
3467	Other Student Fees	1605	0.00	0.00	0.00
3471	Preschool Program Fees	1650	80,000.00	80,000.00	0.00
3473	Extended Day Care	1653	165,000.00	155,000.00	(10,000.00)
3490	Misc. Local Grants & Revenues		402,108.09	637,308.10	235,200.01
3491	Special Bus Trips	1628	60,000.00	60,000.00	0.00
3494	Receipt of Federal Indirect Cost Rate		300,000.00	275,000.00	(25,000.00)
3495	Certification	1634	10,000.00	10,000.00	0.00
3498	Lost/Damaged Textbooks		1,000.00	1,000.00	0.00
TOTAL LOCAL FUNDS			10,247,693.09	10,652,491.10	404,798.01
TOTAL ALL REVENUE			45,500,069.35	46,777,809.15	1,277,739.80
NON-REVENUE SOURCES:					
3630	Transfers from Capital		670,000.00	608,000.00	(62,000.00)
3730	Sale of Fixed Assets		15,000.00	15,000.00	0.00
3740	Ins Loss Recoveries		1,000.00	1,000.00	0.00
TOTAL NON-REVENUE SOURCES			686,000.00	624,000.00	(62,000.00)

Revenue

TOTAL ALL SOURCES	46,186,069.35	47,401,809.15	1,215,739.80
RESERVE FOR CATEGORICALS	359,087.79	184,296.74	(174,791.05)
RESERVE FOR ENCUMBRANCES	71,138.58	135,792.08	64,653.50
EST. UNASSIGNED FUND BAL 06/30/15	5,762,742.50	5,767,010.23	4,267.73
TOTAL REVENUES AND BALANCES	52,379,038.22	53,488,908.20	1,109,869.98

Appropriations

2015-16



Appropriations

		WFTE POSITIONS		2014-15 AS AMENDED 6/30/15	2015-16 PROPOSED BUDGET
COST CENTER					
0021	Freshman Campus	0.00	0.00	0.00	0.00
0031	Central Elementary	659.84	52.00	2,720,694.11	3,015,656.00
0101	Okeechobee High/Freshman Campus	1747.82	124.50	7,700,773.71	7,820,612.00
0102	Career/Tech	0.00	0.10	4,848.00	4,775.00
0112	South Elementary	522.37	47.00	2,506,089.07	2,565,064.00
0113	Okeechobee Achievement Academy	90.76	17.30	779,082.00	878,310.00
0121	Yearling Middle School	687.44	50.11	3,082,325.00	3,078,762.00
0161	North Elementary	641.26	51.00	2,875,012.00	3,059,764.00
0171	Everglades Elementary	673.76	56.00	3,087,665.61	3,387,738.00
0181	Seminole Elementary	722.65	59.00	3,206,136.56	3,367,365.00
0201	Osceola Middle School	680.20	57.60	3,322,888.70	3,390,291.00
8017	Okeechobee Intensive Halfway House	51.65	0.00	179,041.00	163,094.00
9000	District Office	0.00	19.05	2,457,681.51	2,758,243.00
9001	Grants Management/Spec. Prog	0.00	0.22	16,524.00	14,926.00
9002	Maintenance	0.00	11.50	1,169,884.07	1,171,153.00
9003	Transportation	0.00	67.00	2,979,219.37	2,982,042.00
9004	TAP Program	6.91	1.14	90,413.00	87,129.00
9010	Instructional Services	0.00	2.00	166,009.00	171,745.00
9014	Informational Technology	0.00	2.00	932,452.49	718,159.00
9015	Operations/Facilities	0.00	1.50	146,728.00	122,165.00
9019	K-12 Accountability/Assessment	0.00	1.10	101,352.00	130,002.00
9020	Student Services	0.00	0.00	97,617.00	158,953.00
9101	Tantie Juvenile Facility	107.21	0.00	369,741.00	442,221.00
9102	Except Student Educ	0.00	7.24	1,037,298.00	1,249,902.00
9106	Cypress Juvenile Facility	34.58	0.00	119,660.00	140,607.00
Cost Center Totals		6,626.45	627.36	39,149,135.20	40,878,678.00

Appropriations

LOCAL AND STATE PROJECTS:

	PROJECT		
Performance Adj to Sch Districts	1602	57,399.00	0.00
Reading Allocation	1603	381,184.00	375,870.00
SAI Summer School	1604	200,000.00	300,000.00
Adult Educ Fee Supp	1605	8,000.00	12,000.00
Vocational Repl Eqmt	1607	5,000.00	5,000.00
Industry Certification Program	1608	52,816.41	54,413.74
Drug Testing	1610	7,500.00	5,000.00
Check and Connect	1611	34,595.40	0.00
Dual Enrollment	1612	64,000.00	60,000.00
SEDNET	1614	12,046.00	0.00
DJJ Supplement-FEFP	1615	218,583.00	232,403.00
Sparsity Supplement	1616	599,796.00	602,619.00
Differentiated Pay Supplement	1617	159,642.00	150,000.00

Appropriations

Instructional Staff Training	1622	8,000.00	8,000.00
Special Needs	1623	120,023.92	185,000.00
Virtual Education	1624	6,900.00	7,009.00
Virtual Education - District	1625	10,000.00	30,000.00
McKay	1626	0.00	350,000.00
Foster Grandparent Program	1627	1,000.00	1,000.00
Textbook Adoption	1628	200,000.00	0.00
ESE Applications	1629	10,723.00	10,475.00
Instructional Materials-Textbook	1630	437,328.00	440,393.00
Instructional Media	1631	27,265.00	27,402.00
Science Lab Materials	1632	7,452.00	7,490.00
Terminal Leave Payments	1633	550,000.00	500,000.00
Certification	1634	4,000.00	4,000.00
District Expenses-Recruitment	1636	6,500.00	7,000.00
ESOL Training	1637	0.00	6,000.00
Dual Enrollment Textbooks	1638	27,053.00	27,040.00
Reading Endorsement	1639	10,000.00	5,000.00
OMS Facility Usage	1640	2,000.00	2,000.00
Fingerprint Svcs/Drug Testing	1642	28,500.00	25,000.00
Heartland Regional Science Fair	1646	15,300.00	3,000.00
Okeechobee Science Fair	1647	5,000.00	5,000.00
PERT Testing	1648	1,914.26	2,500.00
Teacher Lead Program	1649	106,387.00	104,661.00
School Readiness Pre-K	1650	77,632.96	79,247.00
VPK	1651	146,967.04	152,512.00
Putting Students First	1652	16,325.00	12,200.00
Extended Day Care	1653	138,200.00	128,200.00
Day Care School Supplement	1654	12,000.00	12,000.00
AVID - State	1658	3,291.84	0.00
AVID	1659	75,000.00	25,000.00
FL School Recognition Program	1660	124,659.00	124,659.00
Shared Services	1661	56,680.25	56,680.25
ESE Guarantee	1663	2,701,385.00	2,645,590.00
Positive Empowerment Prog	1664	22,000.00	21,000.00
Community Ed. Park Maint.	1665	150,000.00	140,000.00
Supplemental Academic-SAI	1666	1,074,794.00	1,006,283.00
DJJ Discretionary Local Effort	1667	73,775.00	86,112.00
Medicaid Services	1668	25,000.00	25,000.00
Medicaid Direct Services	1669	60,140.00	80,400.00
Medicaid Administrative Claims	1670	1,500.00	1,500.00
Everglades/South Extended Day	1671	325,000.00	275,000.00
Digital Classrooms Allocation	1677	301,395.00	346,487.00
FL Academic Lit Network	1680	0.00	0.00
High Speed Connection	1681	110,000.00	0.00
Positive Behavior	1683	0.00	0.00
Project 10	1684	1,380.71	0.00

Appropriations

LOCAL AND STATE PROJECTS:		2014-15 AS AMENDED 6/30/15	2015-16 PROPOSED BUDGET
	PROJECT		
School Health Services	1686	235,781.00	257,425.00
Dist Instruc Lead/Fac Dev	1687	21,659.00	0.00
Wellness Clinic	1689	310,000.00	315,000.00
Wellness Incentive	1690	10,000.00	10,000.00
Advanced Placement	1691	48,017.35	49,657.58
School Improvement	1692	21,809.00	21,373.00
Drivers Ed	1693	0.00	0.00
Safe Schools	1697	205,952.00	189,925.00
School Internal Fund Activity	1699	12,500.00	12,500.00
LOCAL AND STATE PROJECTS		9,748,552.14	9,629,026.57
COST CENTERS		39,149,135.20	40,878,678.00
TOTAL APPROPRIATIONS		48,897,687.34	50,507,704.57
PROJECTS & CATEGORICALS FORWARD		359,087.79	184,296.74
ENCUMBRANCES FORWARD		71,138.58	135,792.08
RESERVED FOR STATE REVENUE SHORTFALL		0.00	0.00
ESTIMATED ENDING FUND BAL 06/30/16		3,051,124.51	2,661,114.81
TOTAL APPROP & BALANCES		52,379,038.22	53,488,908.20
TOTAL REVENUES		52,379,038.22	53,488,908.20

Capital Outlay & Debt Service

REVENUE SOURCES:		2014-15 BUDGET AS AMENDED	2015-16 PROPOSED BUDGET
REV	FUND 210 SBE BONDS		
3322	CO & DS Withheld for Bonds	205,000.00	205,000.00
3326	Bond Interest	0.00	0.00
	Total Revenue	205,000.00	205,000.00
2750	Beginning Fund Balance	20,191.96	13,116.96
	FUND 210 REVENUE/FUND BALANCE	225,191.96	218,116.96

Capital Outlay & Debt Service

FUND 210 SBE BONDS		2014-15 BUDGET AS AMENDED	2015-16 PROPOSED BUDGET
710	Principal (SBE 2009A Series E Bonds)	5,000.00	10,000.00
720	Interest (SBE 2009A Series E Bonds)	2,125.00	1,750.00
710	Principal (SBE 2005-B Bonds)	165,000.00	175,000.00
720	Interest (SBE 2005-B Bonds)	36,250.00	28,000.00
730	Dues and Fees	3,700.00	3,300.00
	Total Appropriations	212,075.00	218,050.00
2750	Ending Fund Balance	13,116.96	66.96
	FUND 210 APPROP/FUND BALANCE	225,191.96	218,116.96

Capital Projects Budget

FUND	REV	REVENUE SOURCES:	2014-15 BUDGET AS AMENDED	2015-16 PROPOSED BUDGET
	3300	STATE:		
340	3391	PECO Maintenance	128,819.00	0.00
341	3391	PECO New Construction	0.00	0.00
360	3321	CO & DS Distributed To Counties	40,000.00	40,000.00
360	3325	CO & DS Interest Distribution	1,000.00	1,000.00
390	3390	Misc. State: Driver's Ed Allocation	0.00	0.00
391	3399	Fuel Tax Refund	16,000.00	16,000.00
		LOCAL:		
370	3413	1.50 Mil Capital Improvement Tax	2,296,873.00	2,427,354.00
370	3430	Interest	2,000.00	2,000.00
398	3498	Impact Fees	0.00	0.00
		TOTAL ESTIMATED REVENUE:	2,484,692.00	2,486,354.00
		FUND BAL FORWARD-ALL FUNDS RESERVE/ENCUMBRANCES	726,605.07 216,573.95	1,213,192.31 212,678.53
		TOTAL BUDGET ALL FUNDS:	3,427,871.02	3,912,224.84

Capital Projects Budget

PROJECT	DESCRIPTION	AMOUNT
3601	School Buses (3)	300,000.00
3602	Computer Hardware	70,000.00
3603	Bus Garage Fire Detection	15,000.00
3604	Bus Radios	5,000.00
3605	Districtwide Asphalt	100,000.00
3628	Districtwide Carpet	55,000.00
3607	Districtwide Data/Electrical	30,000.00
3608	Districtwide Fire Suppression Inspection	6,000.00
3609	Districtwide Furniture/Equipment	50,000.00
3610	Districtwide HVAC	160,000.00
3611	Districtwide Painting	50,000.00
3627	Districtwide Roofing	150,000.00
3612	Districtwide School Radios	45,000.00
3613	Districtwide Security Cameras	147,000.00
3614	Districtwide SREF	165,000.00
3615	Districtwide Tree Trimming	30,000.00
3616	DO VOIP Phone System	25,000.00
3617	Trailer/Mower	22,000.00
3631	EES Carpet	115,000.00
3618	EES Chiller	135,000.00
3619	NES Asphalt	98,500.00
3629	NES Carpet	115,000.00
3620	OAA Generator Repair	13,000.00
3621	OHS Ag Welding Booth Exhaust	23,000.00
3622	OHS Construction	500,000.00
3623	OHS Track	50,000.00
3630	OMS Carpet	115,000.00
3624	OMS VOIP Phone System	25,000.00
3625	SEM Chiller	130,000.00
3626	Warehouse Truck	40,000.00
3653	Transfer to General Fnd-Property/Casualty Insurance	250,000.00
3653	Transfer to General - Maintenance	350,000.00
3653	Transfer to General - Impact Fee Services	8,000.00
3654	District Wide Contingency	151,603.40
	TOTAL APPROPRIATIONS	3,544,103.40
	Restricted Fund Balance	155,442.91
	RESERVE FOR ENCUMBRANCES	212,678.53
TOTAL	APPROPRIATIONS, RESERVES AND FUND BALANCE	3,912,224.84

Food Service Budget

REVENUE SOURCES:		2014-15 BUDGET AS AMENDED	2015-16 PROPOSED BUDGET
REV	FEDERAL THRU STATE:		
3260	Sec 11 Nat Sch Lunch Act	39,963.77	0.00
3261	Sch Lunch Reimb	2,122,400.00	2,185,000.00
3262	Sch Breakfast Reimb	721,500.00	793,650.00
3263	After School Snack Reimb	34,500.00	80,000.00
3265	USDA Donated Commodities	265,000.00	256,020.00
3266	Cash In Lieu of Commodities	0.00	0.00
3267	Summer Food Serv Prog	43,627.00	91,013.00
3269	Other Food Service	0.00	0.00
	TOTAL FED THRU STATE	3,187,027.00	3,405,683.00
REV	STATE:		
3337	Breakfast supplement	28,000.00	28,000.00
3338	State Supplement	31,000.00	31,000.00
	TOTAL STATE	59,000.00	59,000.00
REV	LOCAL:		
3430	Interest	150.00	150.00
3450	Food Service	585,000.00	620,100.00
3456	Contracted Meals	0.00	0.00
3457	Other Sales	5,000.00	5,000.00
3480	Collections from Others	0.00	0.00
3490	Misc Local Sources	8,000.00	0.00
3610	Transfers from General Fund	0.00	0.00
	TOTAL LOCAL	598,150.00	625,250.00
	TOTAL FOOD SERVICE REVENUE	3,844,177.00	4,089,933.00
2720	Reserve/Encumbrance	4,194.90	55,856.38
2769	Beginning Fund Balance	317,107.12	198,047.50
	TOTAL FOOD SERVICE	4,165,479.02	4,343,836.88

Food Service Budget

			2014-15 BUDGET AS AMENDED	2015-16 PROPOSED BUDGET
FOOD SERVICES		7600		
Supervisor	1.0	110	88,000.00	71,100.00
Bookkeeper/Secretary	2.0	160	68,231.00	55,174.00
Managers	11.0	110	321,656.12	331,306.00
Asst. Manager	9.0	160	164,496.00	164,496.00
Food Svc Worker	48.0	160	532,577.06	585,110.00
Retirement		210	95,757.34	94,040.00
FICA/Med		220	88,447.60	92,350.00
Group Insurance		230	318,454.36	400,000.00
Workers' Compensation		240	66,477.00	69,622.00
Unemployment Compensation		250	0.00	0.00
Professional Services		310	34,000.00	12,000.00
Travel		330	1,450.00	3,710.00
Repairs & Maint		350	89,250.00	70,000.00
Rentals		360	750.00	1,560.00
Communications		370	750.00	750.00
Telephone		371	1,600.00	1,600.00
Refuse Disposal		381	22,000.00	22,000.00
Other Purchased Svcs		390	19,500.00	50,000.00
Gasoline		450	500.00	1,800.00
Supplies		510	159,000.00	140,000.00
Repair Parts		550	3,150.00	0.00
Tires and Tubes		560	350.00	0.00
Food		570	1,468,000.00	1,500,000.00
Commodities		580	140,000.00	248,868.00
Other Material & Supplies		590	750.00	0.00
Non-Cap AV Materials		622	250.00	0.00
Cap-Furn,Fix,Equip		641	31,000.00	10,000.00
Non-Cap, Furn,Fix, Equip		642	9,000.00	10,000.00
Cap-Computer Hardware		643	18,100.00	1,500.00
Non-Cap, Computer Hardware		644	4,900.00	500.00
Improvements other than Buildings		670	0.00	0.00
Computer Software		691	500.00	500.00
Non-Cap Computer Software		692	250.00	250.00
Dues & Fees		730	2,250.00	18,500.00
Other Personal Svcs		750	49,693.52	25,000.00
Indirect Costs		790	65,000.00	95,000.00
TOTAL SCH FOOD SERV.	71.0		3,866,090.00	4,076,736.00

Food Service Budget

FOOD SVC SUMMER PROG	FUNCTION OBJECT	2014-15 BUDGET AS AMENDED	2015-16 PROPOSED BUDGET
PROJ 9410			
Furn, Fix, Equip	641	39,963.77	0.00
PROJ 9445			
Salary	160	14,511.14	22,119.00
Retirement	210	1,035.16	1,414.00
FICA/Med	220	1,065.70	1,378.00
Worker's Comp	240	564.00	910.00
Travel	330	150.00	0.00
Refuse Disposal	381	0.00	0.00
Gasoline	450	129.00	350.00
Supplies	510	312.33	650.00
Food	570	35,236.57	58,851.00
Commodities	580	3,758.00	5,341.00
TOTAL SUMMER PROGRAM		56,761.90	91,013.00
TOTAL APPROPRIATIONS		3,922,851.90	4,167,749.00
RESERVE FOR ENCUMBRANCES		4,194.90	55,856.38
RESTRICTED ENDING FUND BALANCE		242,627.12	120,231.50
TOTAL FOOD SERVICE BUDGET		4,169,673.92	4,343,836.88

Federal Projects Budget

REVENUE & APPROPRIATIONS:			2014-15	2015-16
REVENUE PROJECT	PROJECT DESCRIPTION		BUDGET AS AMENDED	PROPOSED BUDGET
3199	4688	Indian Tutorial	13,200.00	9,560.00
3201	4681	Carl Perkins - Secondary	82,454.00	81,241.00
3201	4685	Carl Perkins - Rural and Sparsley	70,448.00	69,375.00
3214	4693	Race to the Top - FL Standards	11,815.51	0.00
3214	4694	Race to the Top - Prof Dev for Digital Learning	75,000.00	0.00
3214	4695	Race to the Top - PD Digital Learning	248,192.51	0.00
3226	4621	Title II - Teacher Training	428,900.84	421,478.00
3230	4642	IDEA Part B - Preschool	90,560.41	94,335.00
3230	4649	IDEA Part B	1,599,368.97	1,582,145.00
3240	4602	Title I - Delinquent at Risk	172,180.00	134,830.00
3240	4617	Title I - Migrant	684,814.00	594,935.00
3240	4631	Title I - School Wide	2,591,378.75	2,112,135.00
3240	4635	Title I - School Improvement	82,795.00	0.00
3290	4655	Title VI	123,263.00	0.00
3290	4601	Title III - English Language Acquisition	128,471.84	126,020.95
PROJECTS			6,402,842.83	5,226,054.95
ENCUMBRANCE			221,072.84	282,848.81
RESERVE FOR CARRY-OVER PROJECT			122,535.71	122,249.30
TOTAL			6,746,451.38	5,631,153.06

Tentative Budget for the 2015-16 Fiscal Year

Recommendation:

That the tentative budget for the 2015-16 fiscal year for the Okeechobee County School District be approved for advertisement for public hearing.