

Minutes of
Okeechobee County School Board Workshop Session
January 14, 2019
5:00 p.m.

I. Call to Order

Call to Order: Chairman Holcomb

Present: District 1 – Joe Arnold
District 2 – Malissa Morgan
District 3 – Melisa Jahner
District 4 – Amanda Riedel, Vice Chairman
District 5 – Jill Holcomb, Chairman

Ken Kenworthy, Superintendent of Schools
Tom Conely, School Board Attorney

Invocation: School Board Attorney, Tom Conely
Pledge of Allegiance: Led by Chairman Holcomb

II. School Start Times Which Could Impact Busing

Chairman Holcomb reviewed the Workshop Agenda and turned the meeting over to Superintendent Kenworthy. After opening remarks Mr. Kenworthy shared the power point presentation.

A. CURRENT SCHOOL BELL SCHEDULES

Current Bell Schedules

School	Start Time	End Time
Okeechobee High School	7:05 am	2:10 pm
Freshman Campus	7:18 am	1:47 pm
Achievement Academy	7:20 am	1:50 pm
Pre-K (OAA)	8:15 am	2:30 pm
Middle Schools	9:00 am	3:40 pm
Seminole	8:00 am	3:15 pm
Central, Everglades, North & South	8:10 am	2:50 pm

B. CURRENT TRANSPORTATION SCHEDULE

Current Transportation Schedule

Tier	Level	First Pick-Up	School Arrival	School Pick-Up	Last Drop Off
1	High	5:30 am	7:05 am	2:10 pm	3:13 pm
2	Elementary	6:14 am	8:00 am	3:15 pm	4:52 pm
3	Middle	7:46 am	9:00 am	3:40 pm	4:58 pm

C. RESEARCH ON ADOLESCENT SLEEP PATTERNS

OHS Student Data

Semester	2 nd Period Arrivals	Time
1st Semester	72	7:55 am
2 nd Semester	103	7:55 pm

1 st Semester	1 st Period Tardies
Average Daily Tardies at OHS	44

1 st Semester	OFC	OHS
Average Daily Attendance	96.59%	95.21%

Dr. Serena Vidanage, D.O
 Dr. Fred Brown Children’s Health Center

- Biology of the Sleep-Wake Cycle
- Consequences of Sleep Deprivation
 - Behavioral
 - Mood
 - Physical Health
- Observations in practice



Superintendent Kenworthy introduced Dr. Serena Vidanage, Pediatrician and Center Clinical Director, Florida Community Health Center. Dr. Vidanage spoke about the importance of sleep in teenagers, sharing information from the national organization, American Academy of Pediatrics. The recommended sleep time for teens, 8.5 – 9.5 hours. Insufficient sleep can lead to lack of performance, organization, time management, absences, tardiness, health issues, anxiety, moods, stress, drowsy driving, cardio disease, Type 2 diabetes, and cause teens to drink more caffeine beverages or stimulants to stay awake. A delay in start time would have positive outcomes and improve attendance and lead to fewer visits to the school nurse.

D. SURVEY DATA

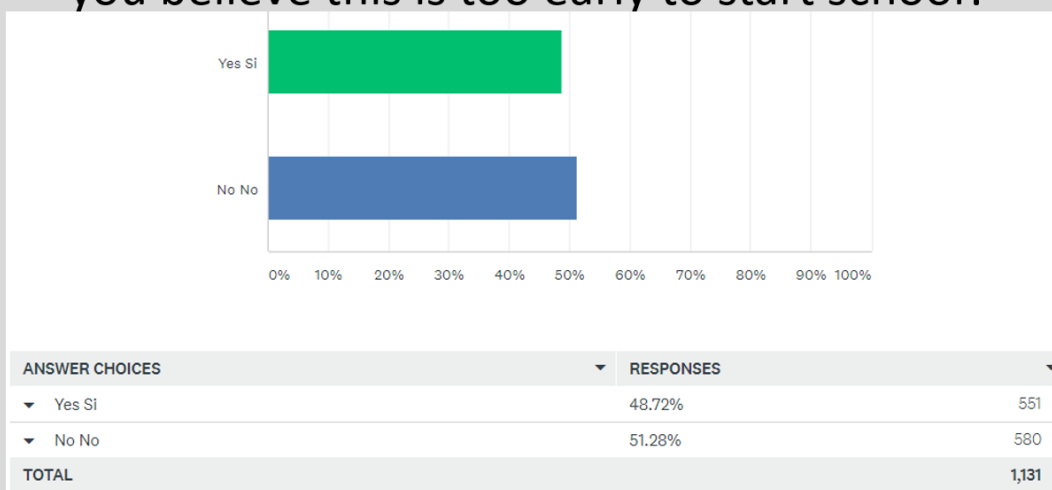


1,133 Responses

Q1: Please identify the group to which you belong:

ANSWER CHOICES	RESPONSES
Parent of a High School Student Padre de estudiante de secundaria	23.92% 271
Parent of a Middle School Student Padre de estudiante de intermedia	18.53% 210
Parent of an Elementary School Student Padre de estudiante de primaria	26.57% 301
Staff member at the high school Miembro del personal en la escuela secundaria	9.62% 109
Staff member at a middle school Miembro del personal en una escuela intermedia	7.77% 88
Staff member at an elementary school Miembro del personal en una escuela primaria	15.71% 178
Staff member at Transportation or Food Service Miembro del personal de Transporte o Servicio de Alimentos	2.56% 29
Community member Miembro de la comunidad	10.33% 117
High School Student	13.59% 154
Other Orto	3.35% 38
Total Respondents: 1,133	

Q2: Currently, the high school starts at 7:00 a.m. Do you believe this is too early to start school?



Q3: One way to start the high school later could be to combine students from different levels to ride the same bus. Which of the following combinations of grade levels do you support riding the same bus?

ANSWER CHOICES	RESPONSES
Elementary and middle school students riding the same bus Estudiantes de primaria y intermedia que viajan en el mismo autobus	18.96% 215
Elementary and high school students riding the same busEstudiantes de primaria y secundaria que viajan en el mismo autobus	7.23% 82
Middle and high school students riding the same busEstudiantes de intermedia y secundarai que viajan en el mismo autobus	32.19% 365
Elementary, middle and high school riding the same busEscuela primaria, intermedia y secundaria en el mismo autobus	8.82% 100
All levels should be transported separately as it is nowTodos los niveles deben ser transportados por separado como lo esta ahora	44.71% 507
Total Respondents: 1,134	

Q4: If the decision were made to combine grade levels of students riding the bus, which of the following scenarios do you like the **most**?

ANSWER CHOICES	RESPONSES
Elementary students ride separate bus with bell schedule 8:30-3:30 and Middle and High schools students ride the same bus with a bell schedule from 7:30-2:30.Los estudiantes de primaria viajan en autobus con horario de 8:30-3:30 y los estudiantes de escuelas intermedias y secundarias viajan en el mismo autobus con un horario de campana de 7:30-2:30.	43.07% 469
Elementary students ride separate bus with bell schedule 7:30-2:30 and Middle and High schools students ride the same bus with a bell schedule from 8:30-3:30.Los estudiantes de primaria viajan en un autobus con horario de 7:30-2:30 y los estudiantes de escuela intermedia y secundaria viajan en el mismo autobus con un horario de 8:30-3:30.	22.96% 250
Elementary and Middle schools students ride the same bus with a bell schedule from 8:00-2:40 and High school students riding a separate bus with a bell schedule from 9:00-4:00.Los estudiantes de escuelas primarias y intermedias viajan en el mismo autobus con un horario de campana de 8:00-2:40 y estudiantes de secundaria que viajan en un autobus con horario de 9:00-4:00.	12.03% 131
Elementary and middle school students riding the same bus with a bell schedule of 7:30-2:30 and high school students riding a separate bus with a bell schedule from 8:30-3:30.Estudiantes de escuela primaria y intermedia que viajan en el mismo autobus con un horario de campana de 7:30-2:30 y estudiantes de secundaria que viajan en un autobus separado con un horario de campana de 8:30-3:30.	8.54% 93
Elementary and high school students riding the same bus with a bell schedule of 8:30-3:30 and middle school students riding a separate bus with a bell schedule from 7:30-2:30.Estudiantes de escuela primaria y secundaria que viajan en el mismo autobus con un horario de campana de 8:30 a 3:30 y estudiantes de escuela intermedia que viajan en un autobus con horario de campana de 7:30 a 2:30.	3.95% 43
Elementary and high school students riding the same bus with a bell schedule of 8:00-3:00 and middle school student riding a separate bus with a bell schedule from 9:00-4:00.Estudiantes de escuela primaria y secundaria que viajan en el mismo autobus con un horario de campana de 8:00 a 3:00 y estudiantes de escuela intermedia en un autobus separado con un horario de campana de 9:00 a 4:00.	9.46% 103
TOTAL	1,089

Minutes of
Okeechobee County School Board Workshop Session
January 14, 2019
5:00 p.m.

Q5: If the decision were made to combine grade levels of students riding the bus, which of the following scenarios do you like the least?

ANSWER CHOICES	RESPONSES
Elementary students ride separate bus with bell schedule 8:30-3:30 and Middle and High schools students ride the same bus with a bell schedule from 7:30-2:30. Los estudiantes de primaria viajan en un autobús con horario de 8:30-3:30 y los estudiantes de escuela intermedia y secundaria viajan en el mismo autobús con un horario de 7:30-2:30.	16.22% 174
Elementary students ride separate bus with bell schedule 7:30-2:30 and Middle and High schools students ride the same bus with a bell schedule from 8:30-3:30. Los estudiantes de primaria viajan en un autobús con horario de 7:30-2:30 y los estudiantes de escuela intermedia y secundaria viajan en el mismo autobús con un horario de 8:30-3:30.	10.81% 116
Elementary and Middle schools students ride the same bus with a bell schedule from 8:00-2:40 and High school students riding a separate bus with a bell schedule from 9:00-4:00. Los estudiantes de escuelas primarias y intermedias viajan en el mismo autobús con un horario de campana de 8:00-2:40 y estudiantes de secundaria que viajan en un autobús con horario de 9:00-4:00.	26.65% 286
Elementary and middle school students riding the same bus with a bell schedule of 7:30-2:30 and high school students riding a separate bus with a bell schedule from 8:30-3:30. Estudiantes de escuela primaria y intermedia que viajan en el mismo autobús con un horario de campana de 7:30-2:30 y estudiantes de secundaria que viajan en un autobús separado con un horario de campana de 8:30-3:30.	9.88% 106
Elementary and high school students riding the same bus with a bell schedule of 8:30-3:30 and middle school students riding a separate bus with a bell schedule from 7:30-2:30. Estudiantes de escuela primaria y secundaria que viajan en el mismo autobús con un horario de campana de 8:30 a 3:30 y estudiantes de escuela intermedia que viajan en un autobús con horario de campana de 7:30 a 2:30.	20.69% 222
Elementary and high school students riding the same bus with a bell schedule of 8:00-3:00 and middle school student riding a separate bus with a bell schedule from 9:00-4:00. Estudiantes de escuela primaria y secundaria que viajan en el mismo autobús con un horario de campana de 8:00-3:00 y estudiantes de escuela intermedia en un autobús separado con un horario de campana de 9:00-4:00.	15.75% 169
TOTAL	1,073



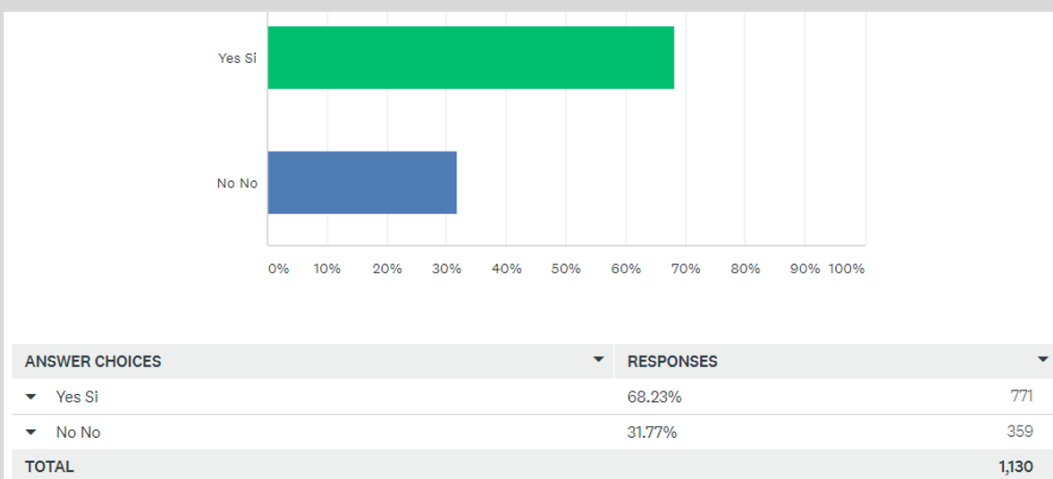
12

Q6: If we decided not to combine students from different grade levels on the same bus, which schedule would you prefer?

ANSWER CHOICES	RESPONSES
High school 7:00-2:00; Elementary 8:00-3:00; Middle School 9:00-4:00 (current schedule) Escuela secundaria 7:00-2:00; Primaria 8:00-3:00; Escuela Intermedia 9:00-4:00 (horario actual)	54.94% 612
Elementary 7:00-2:00; Middle School 8:00-3:00; High school 9:00-4:00 Primaria 7:00-2:00; Escuela Intermedia 8:00-3:00; Escuela Secundaria 9:00-4:00	15.62% 174
Middle school 7:00-2:00; High school 8:00-3:00; Elementary school 9:00-4:00 Escuela Intermedia 7:00-2:00; Escuela Secundaria 8:00-3:00; Escuela Primaria 9:00-4:00	20.02% 223
Middle school 7:00-2:00; Elementary school 8:00-3:00; High school 9:00-4:00 Escuela Intermedia 7:00-2:00; Escuela Primaria 8:00-3:00; Escuela Secundaria 9:00-4:00	9.43% 105
TOTAL	1,114

13

**Q7: If we decide to continue to transport all three levels separately, would you support shifting the bell schedule 30 minutes later?
High 7:30-2:30; Elementary 8:30-3:30; Middle 9:30-4:30**



14

High School Student Survey

Select the method you most often use to get to school in the mornings.

OAA-	1		parent/guardian
OFC-	134	65%	ride bus
	1	.4%	ride friend/classmate
	1	.4%	walk/ride bike
	70	34%	ride with parent/guardian
OHS-	160	51%	ride bus
	16	5%	ride with friend/classmate
	3	.9%	walk/ride bike
	131	42%	ride with parent/guardian
	2	.6%	N/A

29

High School Student Survey

Select the method you most often use to get home from school in the afternoons.

OAA-	1		ride bus
OFC-	1	.4%	drive vehicle and park on campus
	1	.4%	drive vehicle and park off campus
	152	6%	ride bus
	4	2%	ride with friend/classmate
	13	6%	walk/ride bike
	35	17%	parent/guardian
OHS-	77	25%	drive/park on campus
	2	.6%	drive/park off campus
	149	48%	ride the bus

30

High School Student Survey

Approximately how long does it take you to get to school in the mornings?

OAA-	1		30 minutes
OFC-	1	.4%	greater than one hour
	3	1%	one hour
	27	13%	5 minutes
	43	21%	10 minutes
	70	34%	15 minutes
	40	19%	30 minutes
	18	9%	45 minutes
	3		N/A
OHS-	1	.3%	greater than one hour
	6	2%	one hour
	27	9%	5 minutes
	64	21%	10 minutes
	123	39%	15 minutes
	71	23%	30 minutes
	18	6%	45 minutes
	2	.6%	N/A

31

High School Student Survey

What time do you get up in the mornings to get to school on time?

OAA-	1		5:30 a.m.	For the nine OFC students that get up at 4:00 a.m.:		
OFC-	9	4%	4:00 a.m.	Transportation:	Bedtime:	Extra Curr Before School:
	9	4%	4:30 a.m.	3 takes 10 minutes to get to school	rides bus (1)N/A,(1)9:30,(1)12:30a.m.	(3)No
	63	31%	5:00 a.m.	1 takes 15 minutes to get to school	rides bus 12:00a.m.	Yes
	74	36%	5:30 a.m.	3 takes 30 minutes to get to school	rides bus (1)8:30,(1)10:00,(1)11:30	(1)Yes-10:00, (2)No
	42	20%	6:00 a.m.	1 takes 45 minutes to get to school	parent/guardian 10:00	No
	9	4%	6:30 a.m.	1 hour	rides bus 9:00	No

What time do you get up in the mornings to get to school on time? – Continued -

OHS-	10	3%	4:00 a.m.	For the ten OHS students that get up at 4:00 a.m.:		
	10	3%	4:30 a.m.	Transportation:	Bedtime:	Extra Curr Before School:
	86	28%	5:00 a.m.	1 takes 5 minutes to get to school	walk/ride bike 9:30	No
	96	31%	5:30 a.m.	1 takes 10 minutes to get to school	rides bus 10:00	No
	83	27%	6:00 a.m.	1 takes 15 minutes to get to school	ride class/friend 9:30	No
	24	8%	6:30 a.m.	5 takes 30 minutes to get to school	rides bus (2)8:30,(1)9:30,(2)10:00	No
	3		N/A	1 takes 45 minutes to get to school	rides bus 9:30	No
				1 over an hour	rides bus 10:30	Yes

High School Student Survey

Are you responsible for babysitting brothers, sisters

Adult in home when you get home from school?

or caring for someone else after school?

OAA-	1	yes		0-Yes	1-No	0-N/A
OFC-	104	50%	no	75-Yes	36%	29-No
	101	49%	yes	54-Yes	26%	46-No
	1	.4%	N/A	1-Yes	.4%	0-No
OHS-	168	54%	no	105-Yes	34%	63-No
	139	45%	yes	63-Yes	20%	75-No
	5	2%	N/A	2-Yes	.6%	2-No
						.6%

33

High School Student Survey

Do you participate in extracurricular activities or sports after school?

Before School?

			How much time in these activities?			How much time in these activities?	
OAA-	1	yes	3 hours	1	no	1 reported 1 hour	
OFC-	112	54%	no	29 reported a time 30 minutes - over 3 hours	188	91%	no
	94	46%	yes	(9)+3hrs.,(13)1hr.,(14)1.5hrs.,(25)2hrs.,	11	53%	yes
					7	3%	N/A
OHS-	134	43%	no	27 reported a time 30 – over 3 hours	286	92%	no
	177	57%	yes	(10)30mins.,(2)45mins.,(25)1hr.,(16)1.5hrs.,(42)2hrs.,			(15)reported 30 mins.- over 3 hrs.
				(18)2.5hrs.,(38)3hrs.,(26)3+hrs.,	10	3%	N/A
	1	.3%	N/A		16	5%	yes
							(1)30 mins.,
							(2)30mins.,(1)45mins.,(3)1.5 hrs.,
							(2)over 3 hrs.

34

Minutes of
Okeechobee County School Board Workshop Session
January 14, 2019
5:00 p.m.

High School Student Survey

Are you employed afterschool?			Time report to work?			Changing dismissal impact work?		
OAA-	1	no				1		no
OFC-	184	89% no				14	7%	yes
	19	9% yes	(2)2:00,(4)2:30,(5)3:00,(1)3:30,(3)4:00,(1)4:30,(1)5:00,(2)5:00+					
	3	15% N/A						
OHS-	226	72% no				61	20%	yes
	80	26% yes	(15)2:00,(14)2:30,(17)3:00,(10)3:30,(14)4:00,(2)4:30,(6)5:00,(2)5:30+					
	6	2% N/A						

Primary reason why you work?

OAA-	
OFC-	(4)work exp.,(10)spending money,(8)help support,(6)none of the above
OHS-	(26)work exp.,(22)spending money,(36)help support,(12)none of the above

35

High School Student Survey

Ideal start time for high school?			Changing HS start time impact family?			Change elem./middle impact family?		
OAA-	1	7:30	1		positively			no opinion
OFC-	91	44% 7:00	45	22%	negatively	55	27%	negatively
	49	24% 7:30	77	37%	no opinion	97	47%	no opinion
	41	20% 8:00	84	41%	positively	54	26%	positively
	13	6% 8:30						
	9	4% 9:00						
	3	1% N/A						
OHS-	80	26% 7:00	43	14%	negatively	49	16%	negatively
	77	25% 7:30	102	33%	no opinion	154	49%	no opinion
	97	31% 8:00	162	52%	positively	106	34%	positively
	35	11% 8:30	5	2%	n/a	3	.9%	N/A
	20	6% 9:00						
	3	.9% N/A						

36

E. PROFICIENCY DATA

District Name	Grade ELA	Percentage in Level 3 or Above	High School Start Time	Middle School Start Time	Elementary Start Time	% Absent 21+ Days	Total Federal Graduation Rate	Free & Reduced	2015-16 Grade ELA	Percentage in Level 3 or Above 2015-16	Difference Between 8 & 10 ELA
STATE TOTALS	10	53				10.2%	82.3	63.3%	8	57	-4
ST. JOHNS	10	76	9:15	7:30	8:30	6.6%	85.7	22.9%	8	77	-1
GILCHRIST	10	65	8:10	8:10	8:20	6.9%	93.4	88.3%	8	65	0
SARASOTA	10	65	7:30	9:30	8:30	7.5%	90.1	47.8%	8	68	-3
SANTA ROSA	10	65	9:15	Varies	Varies	7.5%	90.9	44.2%	8	71	-6
LAFAYETTE	10	64	8:15	8:00	8:00	17.1%	88.2	90.6%	8	59	5
NASSAU	10	64	9:00	9:20	8:00	12.5%	90.9	48.3%	8	65	-1
OKALOOSA	10	64	7:00	Varies	Varies	7.9%	86.2	45.2%	8	70	-6
BREVARD	10	61	8:45	9:30	8:00	6.9%	85.9	51.8%	8	63	-2
ALACHUA	10	60	8:30	9:20	7:45	6.4%	82.7	57.8%	8	56	4
SEMINOLE	10	60	7:15	9:20	8:35	7.2%	86.4	47.2%	8	64	-4
CALHOUN	10	59	7:45	7:45	7:55	27.0%	80.9	90.3%	8	57	2
LIBERTY	10	59	8:35	8:35	8:35	18.8%	81.9	80.3%	8	59	0
SUMTER	10	59	9:00	9:00	7:55	10.5%	85.3	58.9%	8	61	-2
UNION	10	59	8:00	8:00	8:00	17.2%	81.0	77.4%	8	63	-4
COLLIER	10	59	7:10	8:25	9:05	5.3%	88.2	59.7%	8	65	-6
MARTIN	10	59	9:10	8:45	7:30	7.5%	83.9	50.2%	8	65	-6
WAKULLA	10	59	7:40	8:55	8:55	17.1%	86.7	59.7%	8	66	-7
CLAY	10	58	7:20	9:30	8:30	10.7%	88.4	47.7%	8	59	-1
LEON	10	58	7:30	9:25	8:25	8.6%	88.6	54.6%	8	60	-2
WALTON	10	58	8:03	7:40	8:00	8.8%	82.2	52.7%	8	62	-4
MONROE	10	56	7:30	7:30	8:30	7.5%	79.2	49.4%	8	61	-5

37

Minutes of
Okeechobee County School Board Workshop Session
January 14, 2019
5:00 p.m.

District Name	Grade ELA	Percentage in Level 3 or Above	High School Start Time	Middle School Start Time	Elementary Start Time	% Absent 21+ Days	Total Federal Graduation Rate	Free & Reduced	2015-16 Grade ELA	Percentage in Level 3 or Above 2015-16	Difference Between 8 & 10 ELA
STATE TOTALS	10	53				10.2%	82.3	63.3%	8	57	-4
JACKSON	10	55	7:50	8:00	7:40	17.9%	71.8	69.3%	8	56	-1
PASCO	10	55	7:25	8:30	9:40	8.6%	81.4	54.8%	8	57	-2
PALM BEACH	10	55	7:30	9:30	8:00	6.6%	85.0	59.0%	8	59	-4
FLAGLER	10	55	8:00	7:25	9:00	9.8%	81.1	55.1%	8	61	-6
PINELLAS	10	54	7:20	9:40	8:45	12.4%	82.9	60.2%	8	54	0
MIAMI-DADE	10	54	7:20	9:10	8:35	9.7%	80.7	70.8%	8	56	-2
GULF	10	53	8:00	8:00	7:50	16.1%	84.7	59.4%	8	47	6
CHARLOTTE	10	53	7:25	9:25	8:35	9.1%	81.0	66.9%	8	54	-1
BROWARD	10	53	7:40	Varies	8:00	10.1%	81.0	62.1%	8	58	-5
BAKER	10	52	7:30	7:30	9:00	15.3%	81.0	73.0%	8	45	7
HILLSBOROUGH	10	52	8:30	9:25	7:40	9.8%	82.9	58.6%	8	53	-1
MANATEE	10	52	7:30	9:20	8:15	9.5%	81.1	62.2%	8	54	-2
ST. LUCIE	10	52	7:33	9:30	8:30	17.3%	88.6	69.4%	8	54	-2
BAY	10	52	8:15	9:00	7:25	13.4%	78.0	51.4%	8	57	-5
INDIAN RIVER	10	51	7:05	7:50	8:45	14.7%	87.1	56.8%	8	54	-3
WASHINGTON	10	51	7:50	7:30	7:55	24.2%	77.8	65.9%	8	55	-4
HIGHLANDS	10	50	8:20	8:15	7:30	7.4%	71.6	76.2%	8	52	-2
LEE	10	50	7:05	9:45	8:30	11.6%	78.7	73.6%	8	57	-7
DIXIE	10	50	7:55	8:04	7:55	19.4%	89.5	92.8%	8	61	-11
ESCAMBIA	10	49	8:25	9:15	7:30	10.8%	79.5	69.3%	8	48	1
LAKE	10	49	7:20	9:00	8:30	11.8%	77.8	60.9%	8	52	-3
OSCEOLA	10	49	7:10	8:30	8:30	11.6%	86.3	78.7%	8	52	-3

38

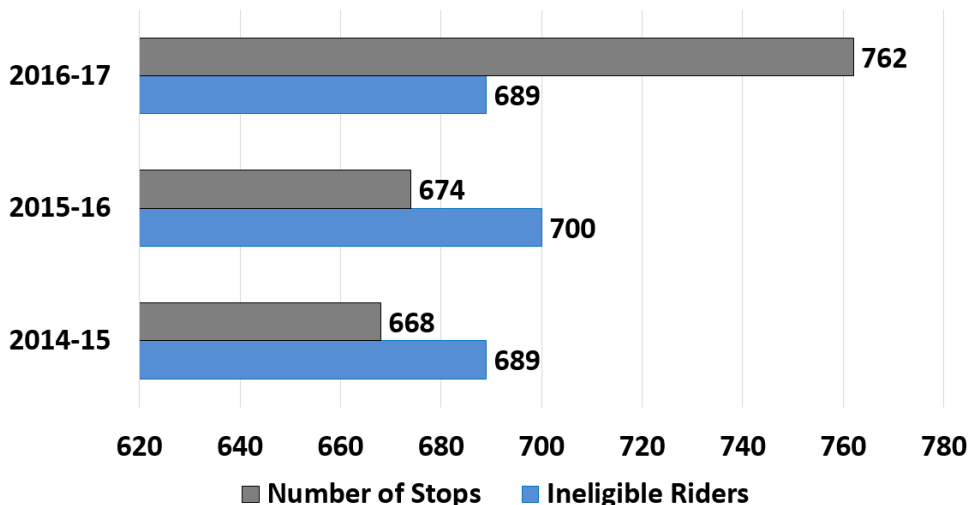
District Name	Grade ELA	Percentage in Level 3 or Above	High School Start Time	Middle School Start Time	Elementary Start Time	% Absent 21+ Days	Total Federal Graduation Rate	Free & Reduced	2015-16 Grade ELA	Percentage in Level 3 or Above 2015-16	Difference Between 8 & 10 ELA
STATE TOTALS	10	53				10.2%	82.3	63.3%	8	57	-4
DUVAL	10	49	7:15	9:30	8:30	14.6%	80.8	66.4%	8	54	-5
CITRUS	10	49	7:50	7:50	9:20	12.3%	78.9	66.0%	8	55	-6
ORANGE	10	49	7:20	9:30	8:40	11.8%	84.7	66.6%	8	55	-6
HERNANDO	10	48	7:20	9:20	8:35	15.5%	82.6	66.4%	8	52	-4
JEFFERSON	10	47	8:00	8:00	8:00	18.3%	53.7	99.9%	8	32	15
HOLMES	10	46	8:05	8:00	8:00	15.2%	68.7	83.4%	8	46	0
MARION	10	46	9:00	8:30	7:45	12.5%	78.5	78.4%	8	48	-2
COLUMBIA	10	46	8:40	8:35	7:45	12.7%	70.7	77.1%	8	56	-10
BRADFORD	10	45	9:05	9:00	7:35	21.5%	78.9	92.4%	8	42	3
SUWANNEE	10	44	8:07	7:55	8:00	10.3%	90.5	91.1%	8	45	-1
MADISON	10	43	7:50	8:00	8:00	0.0%	76.7	78.4%	8	36	7
OKEECHOBEE	10	42	7:05	9:00	8:10	11.7%	71.7	82.5%	8	44	-2
POLK	10	42	7:00	9:00	8:00	7.9%	75.4	77.4%	8	49	-7
HENDRY	10	40	7:30	7:20	8:00	16.5%	84.4	97.1%	8	43	-3
TAYLOR	10	39	7:35	7:45	7:40	23.2%	70.3	92.4%	8	43	-4
PUTNAM	10	38	9:00	9:10	7:50	23.3%	72.2	95.4%	8	37	1
LEVY	10	38	7:45	7:45	8:00	15.6%	79.7	91.4%	8	41	-3
HARDEE	10	36	8:30	8:25	7:30	11.0%	72.1	89.4%	8	38	-2
GLADES	10	36	7:50	7:50	7:50	29.0%	81.5	71.5%	8	51	-16
DESOTO	10	34	8:25	8:30	7:30	13.1%	63.8	96.4%	8	37	-3
FRANKLIN	10	34	8:00	8:00	8:00	16.9%	74.6	97.5%	8	47	-13
HAMILTON	10	33	8:00	8:00	8:00	24.5%	67.0	99.1%	8	28	5
GADSDEN	10	30	7:00	9:00	8:00	9.4%	50.0	98.8%	8	40	-10

39

F. SCENARIOS FOR CHANGING SCHOOL START/END TIMES

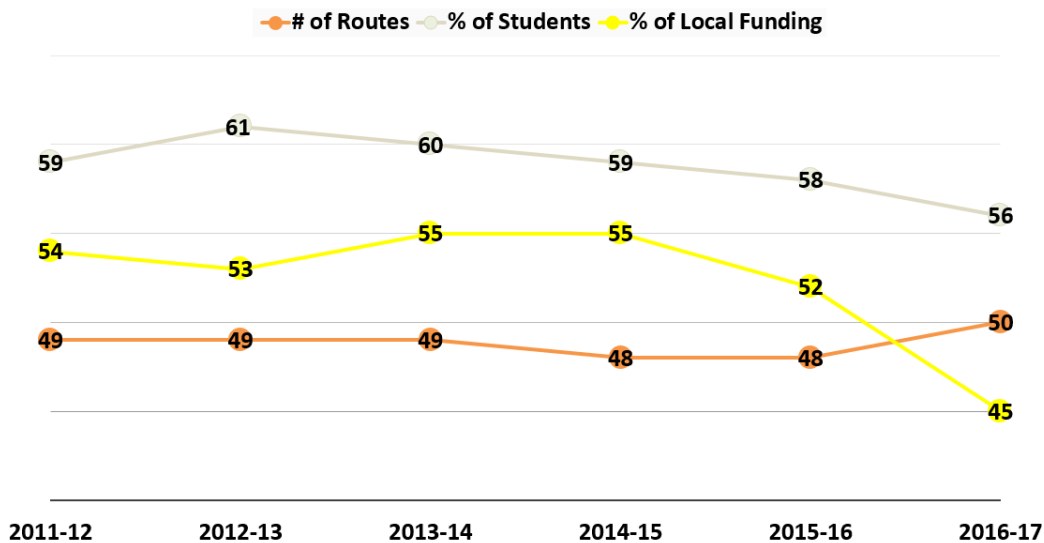
G. FINANCIAL IMPACT

Transportation



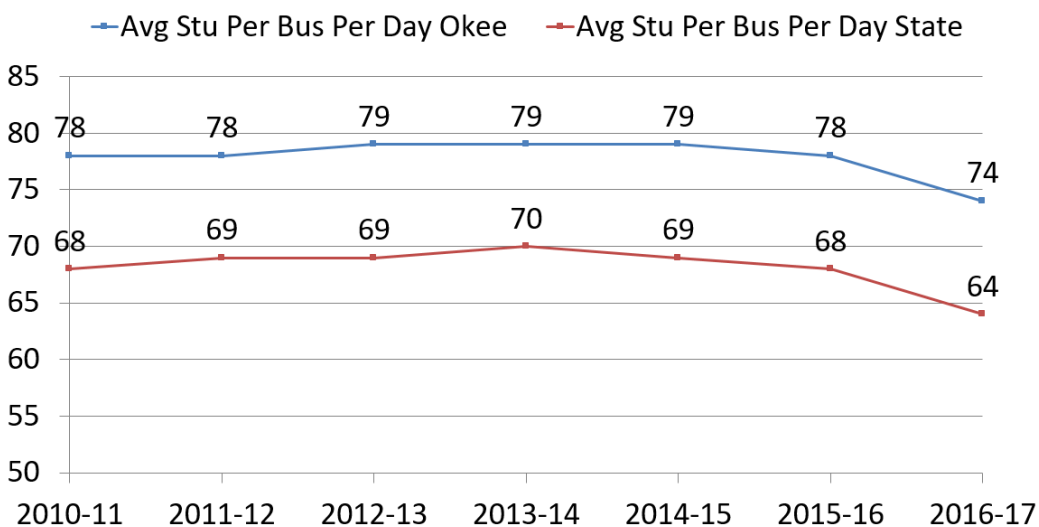
40

Transportation



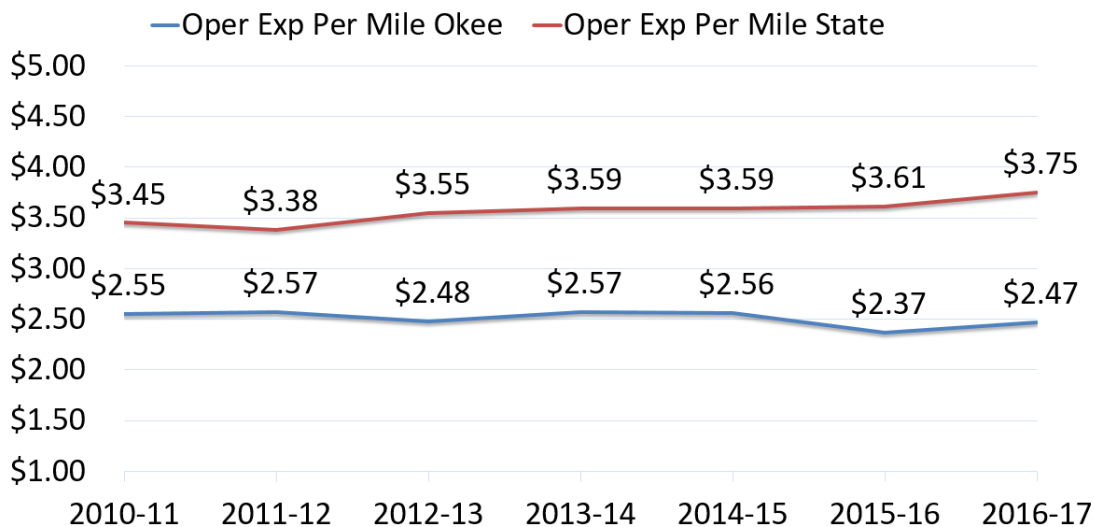
41

Transportation



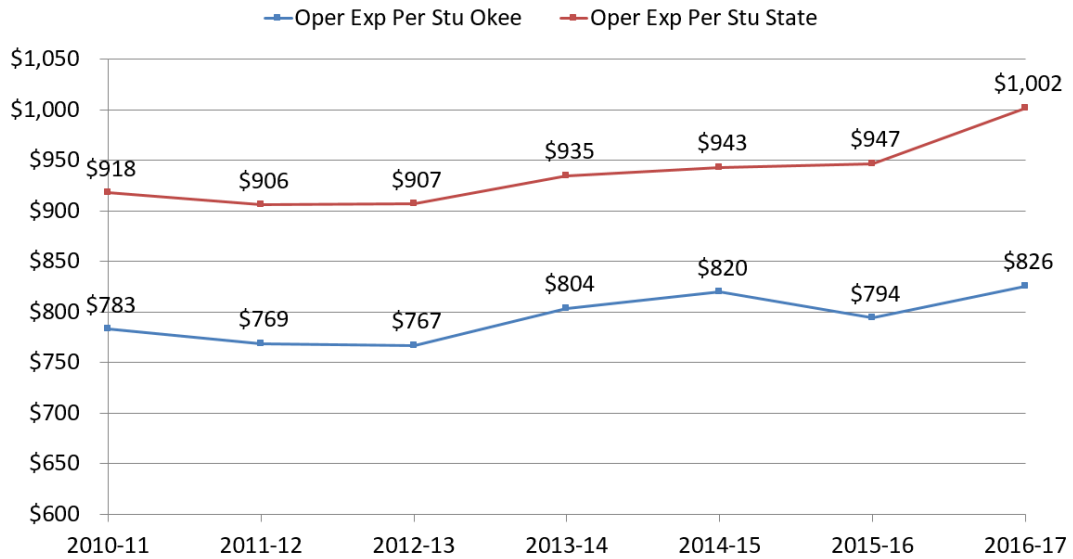
42

Transportation



43

Transportation



44

H. OPTIONS

Option 1- Combine Middle and High School Tiers

School	AM Bell	PM Bell
Elementary Schools	7:40am	2:20pm
YMS	8:50am	3:30pm
OMS	8:40am	3:20pm
OHS	8:40am	3:50pm
OAA	9:00am	3:30pm
OFC	9:00am	3:30pm

Miles per day: 2,436 traveled per day in the two tiers – This is a reduction of 907 miles per day at \$1.00 per mile for a total savings of \$163,260

Driver cost per day: \$3,352 based on a 5 hour day - This is a \$395.20 savings per day for 180 days = \$71,136

Totals savings is: \$234,396 after addition of 3 routes and drivers.

45

Option 1- Combine Middle and High School Tiers EL 7:40am, HS/MS – 8:40am

Cons

Pros

- 163,283 fewer annual miles
- Greater average bus occupancy
- Savings of over \$1,302 day
- Extended Elem times won't affect other schools times – They would go earlier
- Extended Elem times will lengthen driver days, but still under 6 hours
- Mechanics that sub will not get into overtime
- Coaches from other schools would not be late

- Shorter driver days (5.0 hour days instead of 6 hour days)
- Elem before HS/MS in PM means no "sibling babysitter"
- High school sports and activities will be affected: Leaving early for games & practice would have to be capped at 1.5 hours otherwise it would be dark
- Extended Elem would begin earlier
- Time for after school jobs
- Longer ride times for students – could be up to additional 40 minutes per day total for some students
- Need 3 more routes and drivers

Potential Impacts

- Student behaviors
- Elimination of tutorial program transportation using different tiers unless activity buses are put in place

46

Option 2- Combine Middle and High School Tiers

School	AM Bell	PM Bell
Elementary Schools	9:00am	3:40pm
YMS	8:10am	2:50pm
OMS	8:00am	2:40pm
OHS	8:05am	3:10pm
OAA	8:15am	2:55pm
OFC	8:18am	2:50pm

Miles per day: 2,436 traveled per day in the two tiers – This is a reduction of 907 miles per day at \$1.00 per mile for a total savings of \$163,260

Driver cost per day: \$3,352 based on a 5 hour day - This is a \$395.20 savings per day for 180 days = \$71,136

Totals savings is: \$234,396 after addition of 3 routes and drivers.

47

Option 2- Combine Middle and High School Tiers HS/MS – 8:05am, EL 9:00am

Cons

Pros

- High schools starts an hour later
- 163,283 fewer annual miles
- Greater average bus occupancy
- Savings of over \$1,302 day
- Extended Elem times won't affect other schools times – They would go later in pm
- Extended Elem times will lengthen driver days, but still under 6 hours
- Mechanics that sub will not get into overtime
- MS/HS home to babysit in pm
- No need for middle school supervision in the am

- Shorter driver days (5.0 hour days instead of 6 hour days)
- High school sports and activities will be affected: Leaving early for games
- Extended Elem would go later
- Less time for after school jobs
- Longer ride times for students – could be up to an additional 40 minutes per day total for some students
- Before care required at each elementary school
- Need 3 more routes and drivers

Potential Impacts

- Student behaviors
- Elimination of tutorial program transportation using different tiers unless activity buses are put in place

Option 3 - Combine Elementary with any other Tier

Not an option due to needing more buses and drivers and surveys indicating that elementary students should have their own tier.

Option 4- Switch Tiers – MS/ES/HS

School	AM Bell	PM Bell
Elementary Schools	8:10am	2:50pm
YMS	7:00am	1:50pm
OMS	7:00am	1:50pm
OHS	9:00am	4:05pm
OAA	9:20am	3:50pm
OFC	9:18am	3:47pm

50

Option 4- Switch Tiers – MS/ES/HS

Pros

- High school starts later
- Elementary school start times remain unchanged
- High schoolers could assist in the mornings with elementary students

Cons

- Middle school begins early
- Extended elementary affects high school routes
- No financial gain
- Student employment impacted
- Time limited for high school activities and sports
- MS will be home potentially unsupervised after 2:00pm
- Athletics – leaving early, dark practices
- No possibility of HS assisting with PM supervision

51

Option 5- Switch Tiers – ES/HS/MS

School	AM Bell	PM Bell
Elementary Schools	7:00am	1:40pm
YMS	9:00am	3:40pm
OMS	9:00am	3:40pm
OHS	8:00am	2:55pm
OAA	8:20am	2:30pm
OFC	8:18am	2:37pm

52

Option 5- Switch Tiers – ES/HS/MS

Pros

- High school starts later
- Supervision for elementary students in the morning is not required.
- Of all levels, elementary students are more naturally prone to getting up early.
- Extended elementary schedules would not impact other levels
- MS not impacted

Cons

- Elementary students would be waiting in the dark at bus stops
- Extended elementary would have to go even earlier
- ES may need PM supervision
- No financial savings

53

Option 6- Same Tiers 30 minutes later

School	AM Bell	PM Bell
Elementary Schools	8:40am	3:20pm
YMS	9:30am	4:10pm
OMS	9:30am	4:10pm
OHS	7:35am	2:40pm
OAA	7:50am	2:10pm
OFC	7:48am	2:17pm

54

Option 6- Same Tiers 30 minutes later

Pros

- High school starts later
- Minimal disruption to current transportation schedules

Cons

- Elementary and middle schools start later
- No financial savings
- Middle School students arriving home shortly before dark in the winter
- Before school daycare for elementary may need to be expanded

Potential Impacts

- Would changing schedule 30 minutes create the impact we desire

55

I. HOW WILL CHANGING TIMES IMPACT OTHER SCHOOLS

Dr. Stanley, Principal of Central Elementary School, represented elementary principals for the workshop. Dr. Stanley shared three concerns: (1) coverage for daycare in the mornings, (2) elementary reading is a ninety minute block, with a change of time it may force reading to the afternoon, and (3) with an earlier start time some elementary students may be waiting for the bus in the dark. Member Arnold asked the best start time for elementary. Dr. Stanley stated the current schedule. Member Riedel asked if there would be challenges with a 30 minute schedule shift. Dr. Stanley stated possible coverage issues and school specific issues depending on the number of bus or car riders. Member Morgan asked about a 7:30 a.m. drop off time. Superintendent Kenworthy explained that paraprofessionals work a seven hour day and would need to be paid extra if they go beyond their work day and the cost of before school care.

Mr. Downing, Principal of Osceola Middle School, represented both middle school principals for the workshop. Biggest concern, drop off time. Paraprofessionals leave at 2:30 p.m., students leave at 3:30 p.m. that is lost instruction time. The current schedule works best. Member Morgan asked about

Minutes of
Okeechobee County School Board Workshop Session
January 14, 2019
5:00 p.m.

moving the time 30 minutes. Principal Downing stated he felt it would be a hardship to parents, about one hundred students are currently dropped off at 7:45 a.m. He stated that he would like to start earlier, students have to practice at dark, but to ask students to be on a bus an additional forty minutes a day is a lot.

Mr. Tedders, Principal of Okeechobee High School, represented high schools for the workshop. Mr. Tedders said that moving the time 30 minutes for OHS would be good, but the effect on the other schools would not be good. He stated that 5:00 p.m. is late enough for any student to arrive home by bus. OHS students adapt to the schedule. Member Morgan asked about tardiness. Principal Tedders stated that students who are tardy come to the gate, both walkers and those dropped off by parents.

J. PUBLIC/STAFF COMMENT

Attorney Conely invited members of the public completing a Request to Address School Board form to the podium. Jack Boon, parent and coach of the OHS swim team. Coach Boon stated that changing the time will not motivate students. The swim team shows up for practice at 4:00 a.m. and have an average GPA of 3.84 girls and 3.6 boys. Melinda Gray, OHS teacher and parent. Ms. Gray polled her students and stated that 5-6 students in each class had concerns that a change in the schedule would negatively affect babysitting, work hours or classes on main campus at Indian River State College. As a parent Ms. Gray prefers the current work schedule as it gives her time to take care of appointments after her workday for her family. She stated that her sister has three children, each in a different tier and one in dual enrollment. She does not want the schedule to change. Member Morgan asked if students could change jobs. Ms. Gray stated that the students were afraid of losing their job or ability to work a certain number of hours due to work hour age restrictions. Jackie Guerin, YMS teacher. Ms. Guerin stated that combining middle and high school on the same bus would not be good. She stated that her best performing class is right after lunch. Lisa Baird, teacher and parent. Ms. Baird stated that students will push themselves and the varied schedule will prepare them for college and the workforce. A later high school schedule would negatively affect working students and students taking advantage of dual enrollment. The current schedule has worked for 20+ years, stay with the current schedule. Kathy Jarrell, bus driver. Ms. Jarrell stated that middle and high school students do not need to be on the same bus. A time change would affect working high school students.

Chairman Holcomb thanked everyone for attending.

Member Arnold stated that he appreciates everyone for coming and that he wishes the state government would give us money for busing. The goal is to focus on student achievement and to look for innovative ways to improve student achievement.

III. Adjournment

There being no further business to discuss, the Board adjourned at 6:40 p.m. The next regular meeting of the School Board is scheduled for 6:00 p.m. on Tuesday, January 15, 2019, at 700 S.W. 2nd Avenue, Okeechobee, Florida.

OKEECHOBEE COUNTY SCHOOL BOARD

Signature on File
Jill Holcomb
Chairman

Signature on File
Ken Kenworthy
Superintendent of Schools