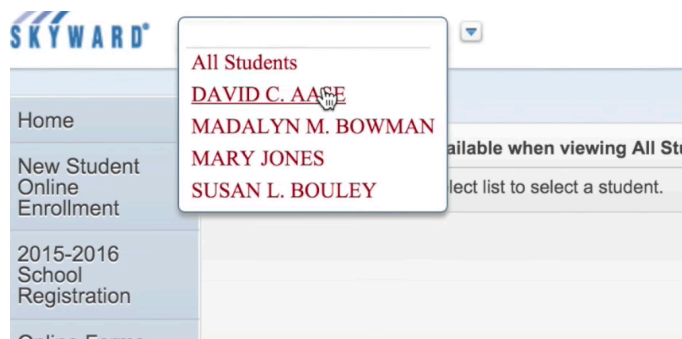
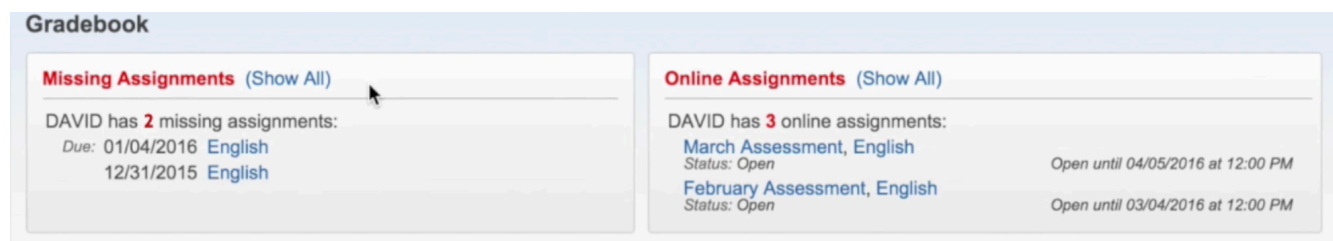


## Checking Grades

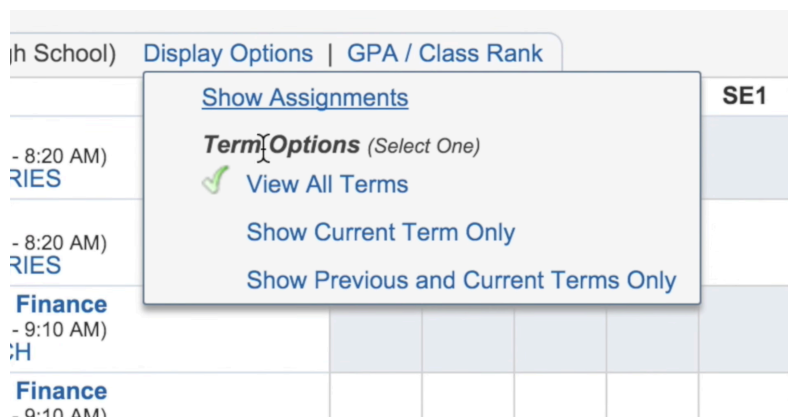
When you log in to Family Access, you will see the Gradebook tab displayed on the left side of your screen. Click this tab, and then select a child from the dropdown bar at the top of the page.



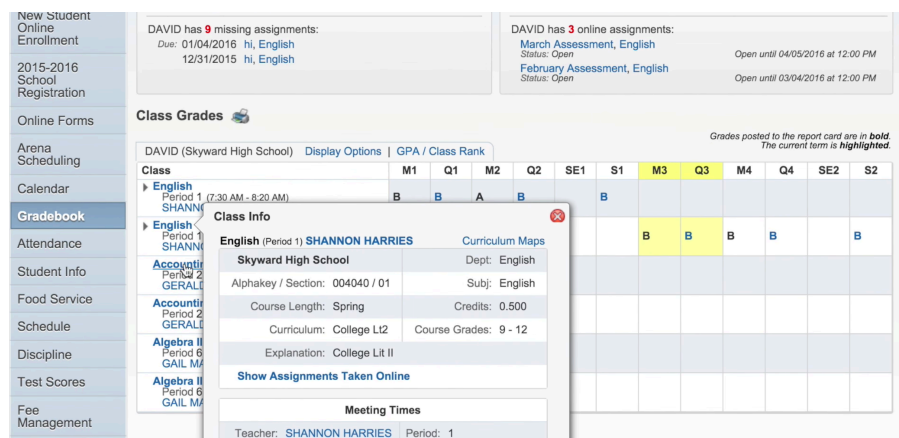
Important notifications, such as missing assignments, will be displayed at the top of your screen in red text.



Below the notifications is a list of your child's classes and grades by term. To select a different term, go to Display Options. Information about GPA and class rank can be found to the right of Display Options.



Back on the main Gradebook, you can click any course title to view information such as lesson plans, if the teacher has included them.



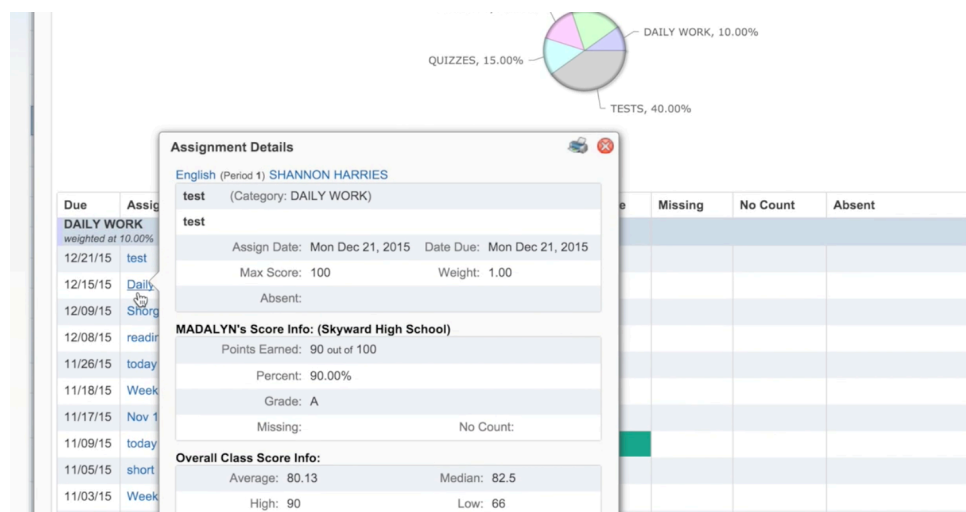
The screenshot shows the Skyward Family Access Toolkit interface. On the left is a navigation menu with options like 'New Student', 'Online Enrollment', '2015-2016 School Registration', 'Online Forms', 'Arena Scheduling', 'Calendar', 'Gradebook', 'Attendance', 'Student Info', 'Food Service', 'Schedule', 'Discipline', 'Test Scores', and 'Fee Management'. The 'Gradebook' option is selected. The main area displays a table of grades for a student named DAVID. The table has columns for Class, M1, Q1, M2, Q2, SE1, S1, M3, Q3, M4, Q4, SE2, and S2. The current term is highlighted in bold. A pop-up window titled 'Class Info' is open, showing details for the English (Period 1) SHANNON HARRIES class. The pop-up includes information about the school, department, section, course length, credits, curriculum, and course grades. It also shows the teacher's name, SHANNON HARRIES, and the period, 1.

If you select a quarter grade, it will bring up a list of your child's assignments and tests.

Display Options | GPA

	M1	Q1	M2	Q2	SE1
	B	B	A	B	
	C	C	B	B	

To find out how the class did on an assignment, click on the assignment name.



The screenshot shows the Skyward Family Access Toolkit interface. At the top, there is a pie chart showing the distribution of grades: DAILY WORK, 10.00%; QUIZZES, 15.00%; and TESTS, 40.00%. Below the chart is a table of assignments. The 'DAILY WORK' assignment is selected, and its details are shown in a pop-up window titled 'Assignment Details'. The pop-up displays information about the assignment, including the assign date, date due, max score, weight, and the student's score. It also shows the student's overall class score information, including the average, median, high, and low scores. The pop-up includes a print icon in the upper right corner.

To print any of this information, click the print icon in the upper right corner.