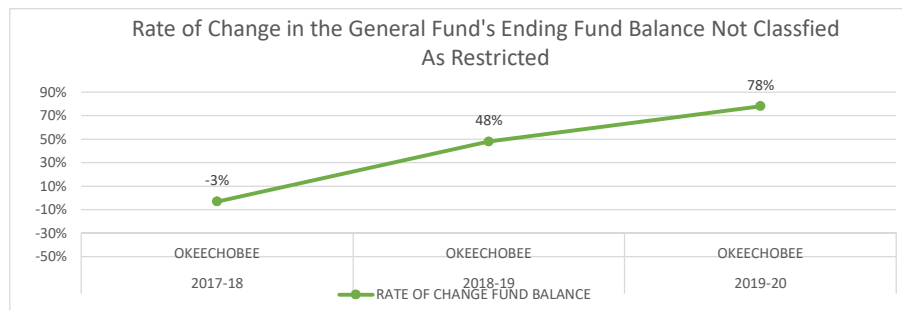
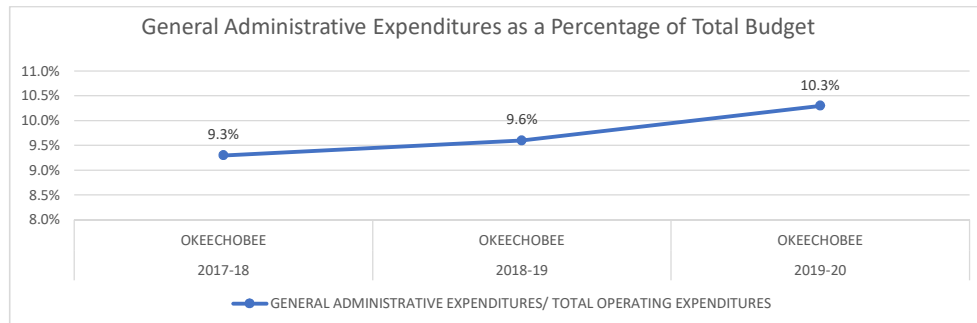
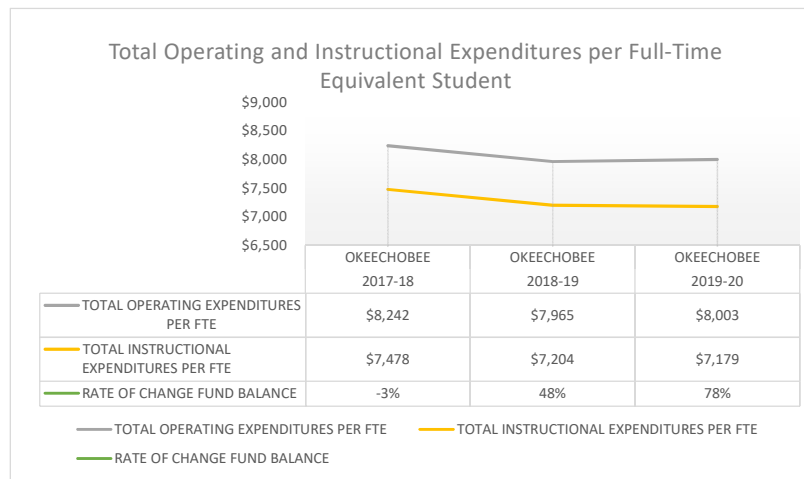
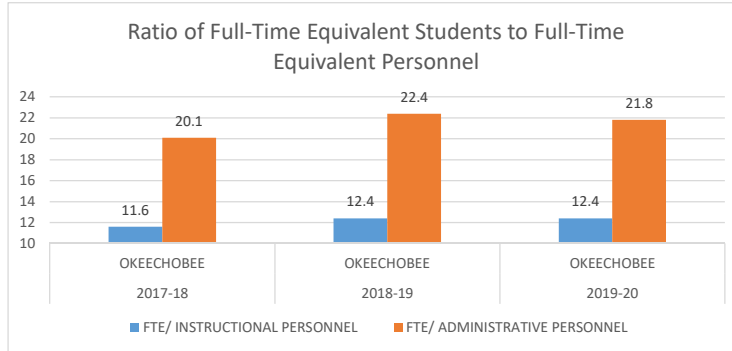
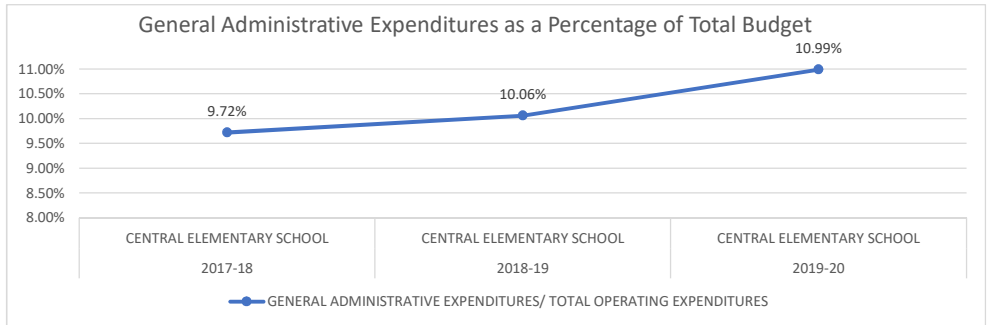
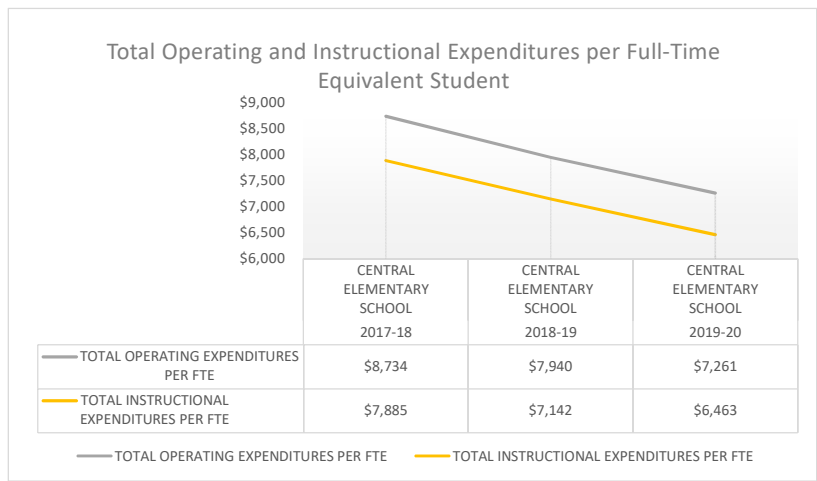
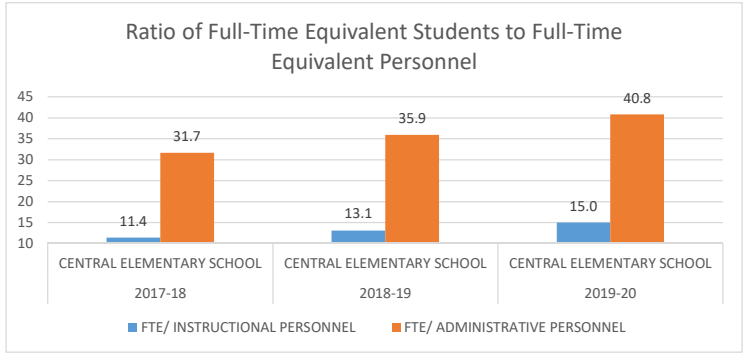


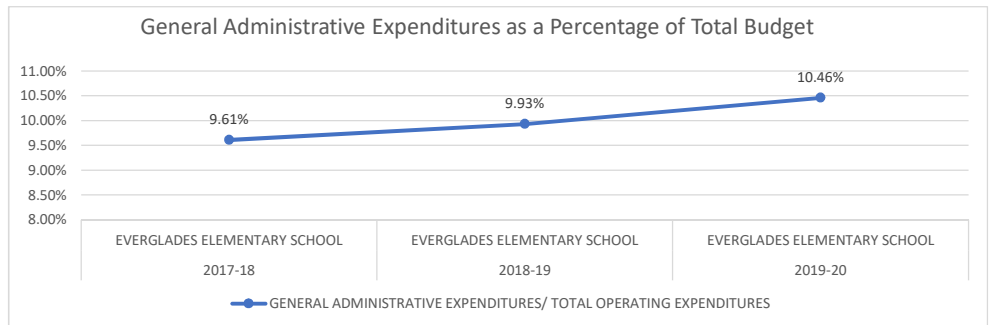
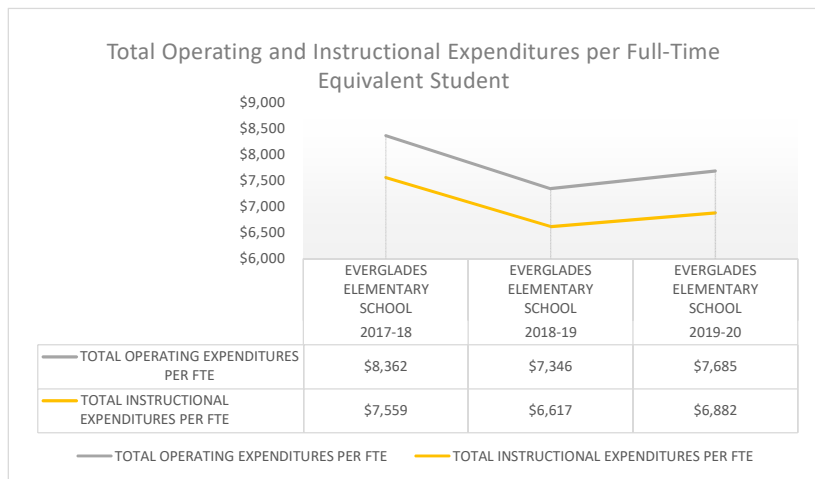
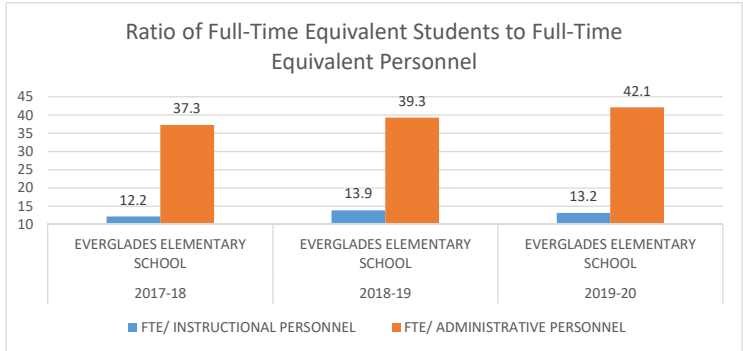
School Year	DISTRICT NAME	FTE/ INSTRUCTIONAL PERSONNEL	FTE/ ADMINISTRATIVE PERSONNEL	TOTAL OPERATING EXPENDITURES PER FTE	TOTAL INSTRUCTIONAL EXPENDITURES PER FTE	GENERAL ADMINISTRATIVE EXPENDITURES/ TOTAL OPERATING EXPENDITURES	RATE OF CHANGE FUND BALANCE
2017-18	OKEECHOBEE	11.6	20.1	\$ 8,242	\$ 7,478	9.3%	-3%
2018-19	OKEECHOBEE	12.4	22.4	\$ 7,965	\$ 7,204	9.6%	48%
2019-20	OKEECHOBEE	12.4	21.8	\$ 8,003	\$ 7,179	10.3%	78%



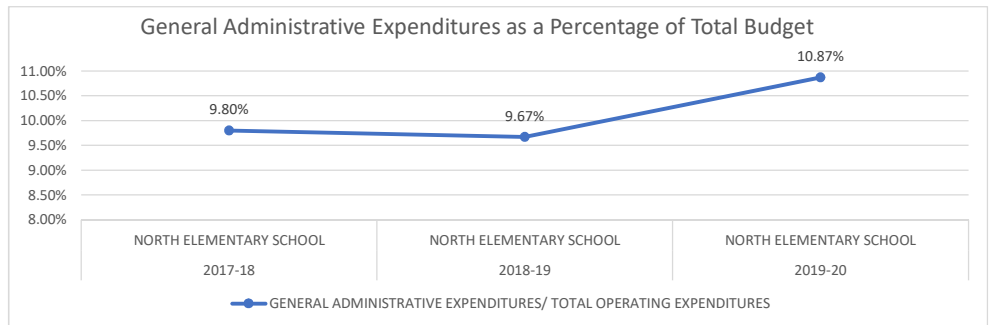
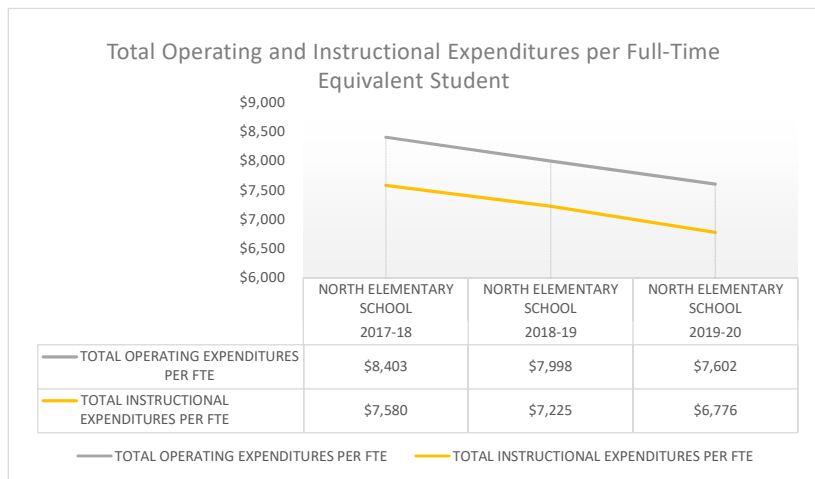
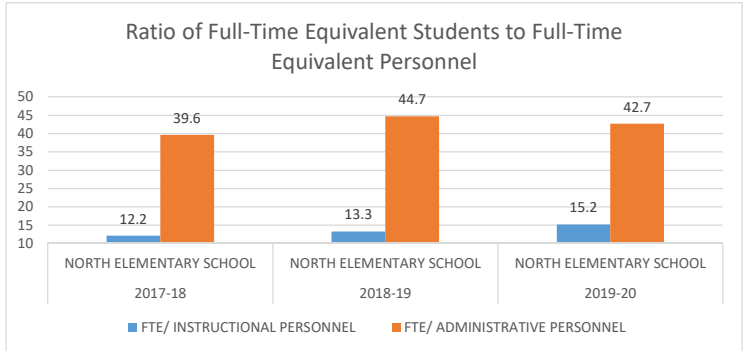
School Year	DISTRICT NAME	FTE/ INSTRUCTIONAL PERSONNEL	FTE/ ADMINISTRATIVE PERSONNEL	TOTAL OPERATING EXPENDITURES PER FTE	TOTAL INSTRUCTIONAL EXPENDITURES PER FTE	GENERAL ADMINISTRATIVE EXPENDITURES/ TOTAL OPERATING EXPENDITURES
2017-18	CENTRAL ELEMENTARY SCHOOL	11.4	31.7	\$ 8,734	\$ 7,885	9.72%
2018-19	CENTRAL ELEMENTARY SCHOOL	13.1	35.9	\$ 7,940	\$ 7,142	10.06%
2019-20	CENTRAL ELEMENTARY SCHOOL	15.0	40.8	\$ 7,261	\$ 6,463	10.99%



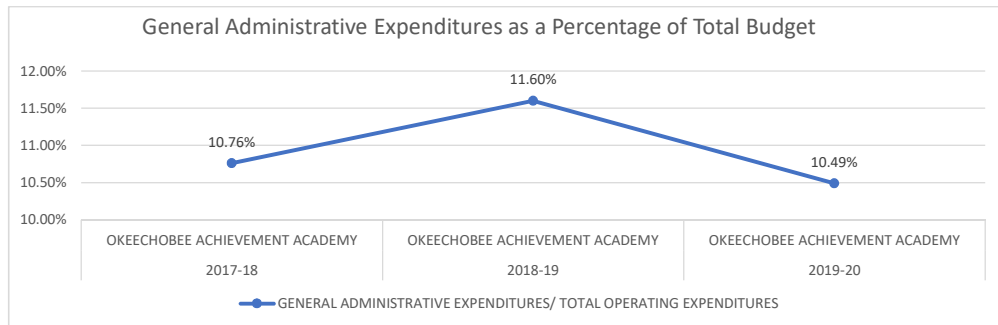

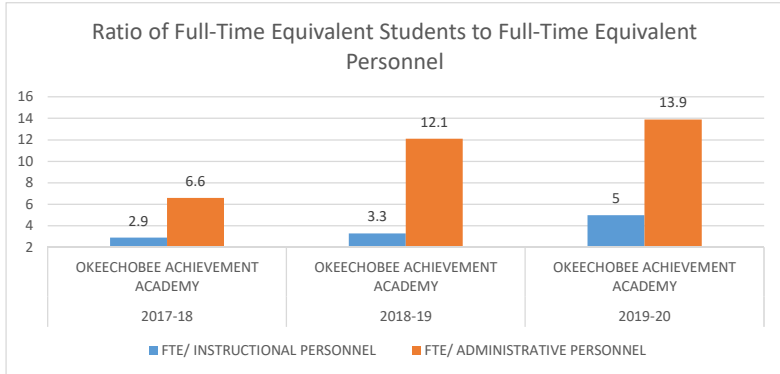
School Year	DISTRICT NAME	FTE/ INSTRUCTIONAL PERSONNEL	FTE/ ADMINISTRATIVE PERSONNEL	TOTAL OPERATING EXPENDITURES PER FTE	TOTAL INSTRUCTIONAL EXPENDITURES PER FTE	GENERAL ADMINISTRATIVE EXPENDITURES/ TOTAL OPERATING EXPENDITURES
2017-18	EVERGLADES ELEMENTARY SCHOOL	12.2	37.3	\$ 8,362	\$ 7,559	9.61%
2018-19	EVERGLADES ELEMENTARY SCHOOL	13.9	39.3	\$ 7,346	\$ 6,617	9.93%
2019-20	EVERGLADES ELEMENTARY SCHOOL	13.2	42.1	\$ 7,685	\$ 6,882	10.46%



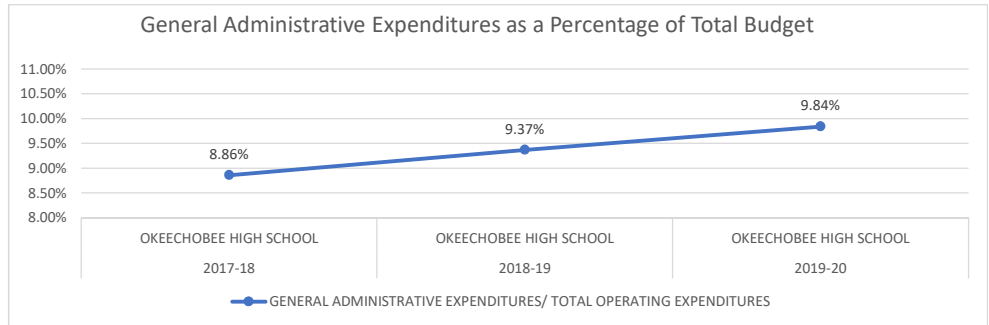
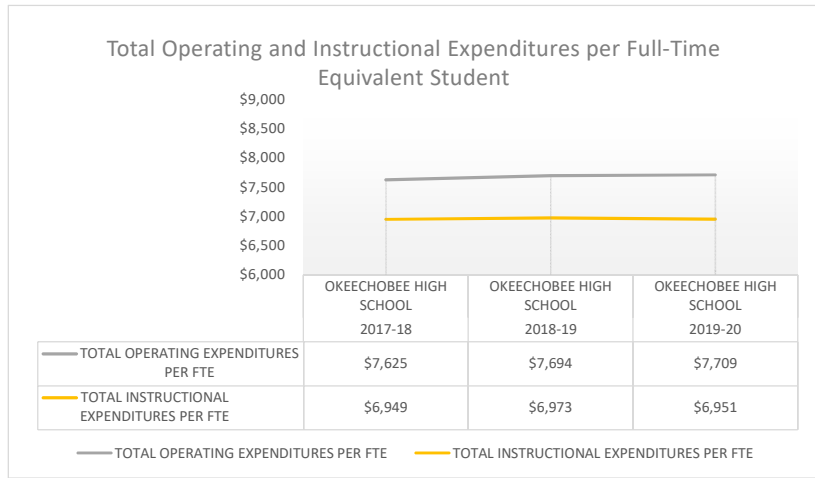
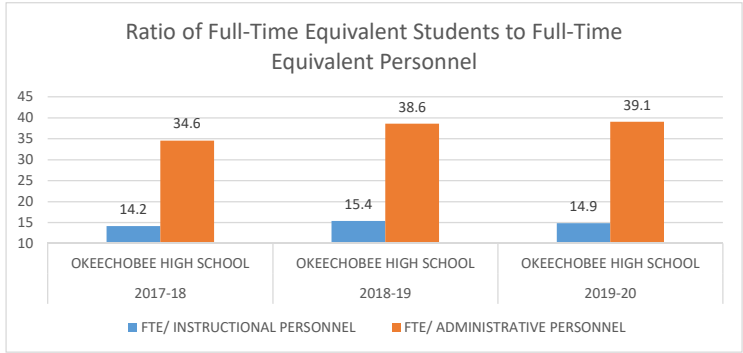
School Year	DISTRICT NAME	FTE/ INSTRUCTIONAL PERSONNEL	FTE/ ADMINISTRATIVE PERSONNEL	TOTAL OPERATING EXPENDITURES PER FTE	TOTAL INSTRUCTIONAL EXPENDITURES PER FTE	GENERAL ADMINISTRATIVE EXPENDITURES/ TOTAL OPERATING EXPENDITURES
2017-18	NORTH ELEMENTARY SCHOOL	12.2	39.6	\$ 8,403	\$ 7,580	9.80%
2018-19	NORTH ELEMENTARY SCHOOL	13.3	44.7	\$ 7,998	\$ 7,225	9.67%
2019-20	NORTH ELEMENTARY SCHOOL	15.2	42.7	\$ 7,602	\$ 6,776	10.87%



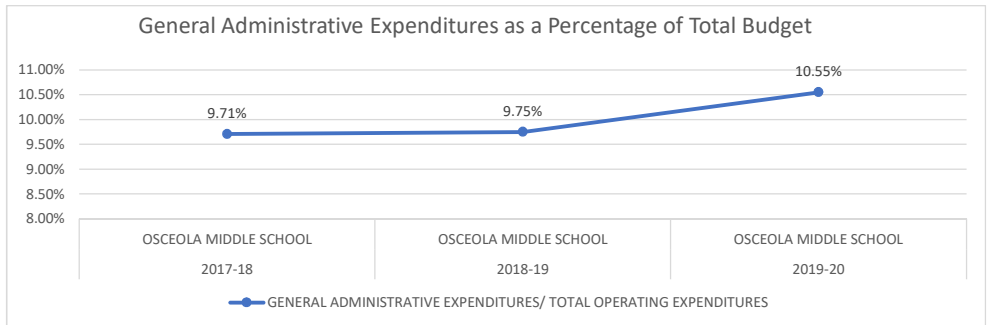
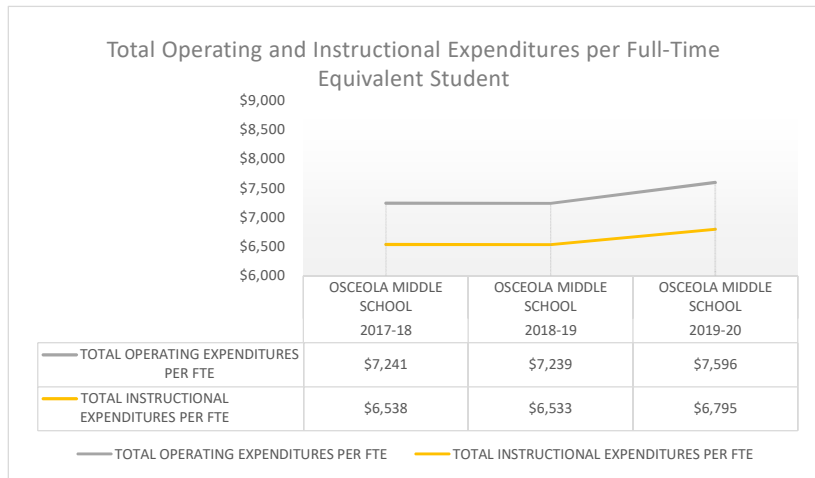
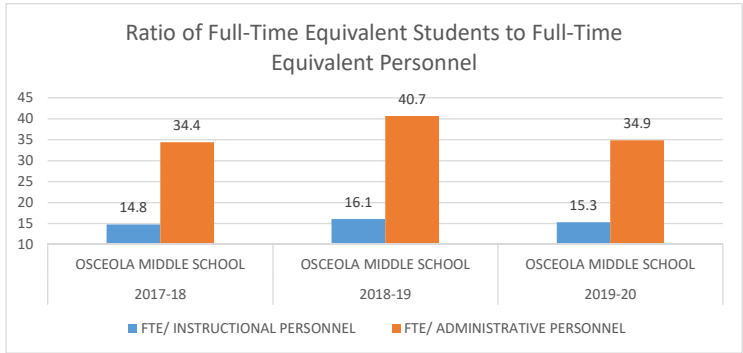
School Year	DISTRICT NAME	FTE/ INSTRUCTIONAL PERSONNEL	FTE/ ADMINISTRATIVE PERSONNEL	TOTAL OPERATING EXPENDITURES PER FTE	TOTAL INSTRUCTIONAL EXPENDITURES PER FTE	GENERAL ADMINISTRATIVE EXPENDITURES/ TOTAL OPERATING EXPENDITURES
2017-18	OKEECHOBEE ACHIEVEMENT ACADEMY	2.9	6.6	\$ 20,629	\$ 18,410	10.76%
2018-19	OKEECHOBEE ACHIEVEMENT ACADEMY	3.3	12.1	\$ 19,571	\$ 17,301	11.60%
2019-20	OKEECHOBEE ACHIEVEMENT ACADEMY	5	13.9	\$ 15,190	\$ 13,596	10.49%



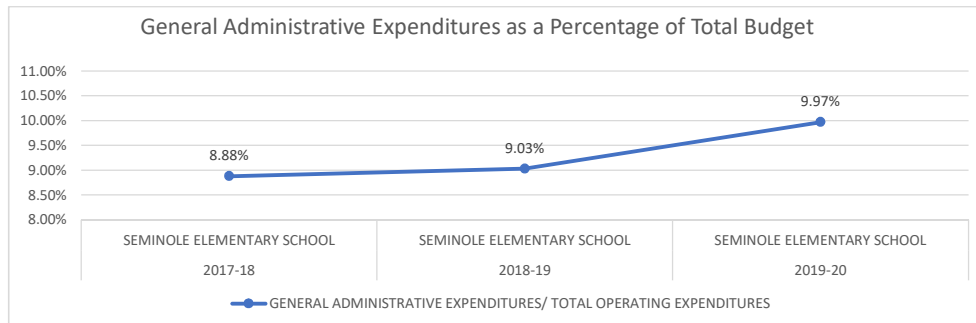
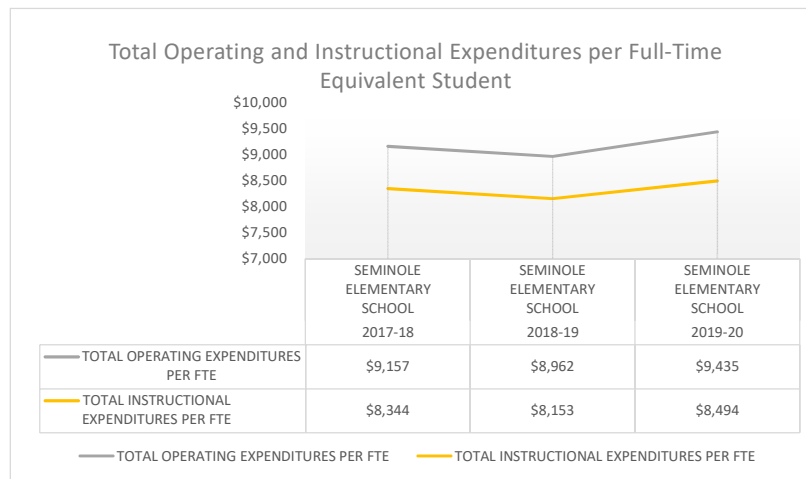
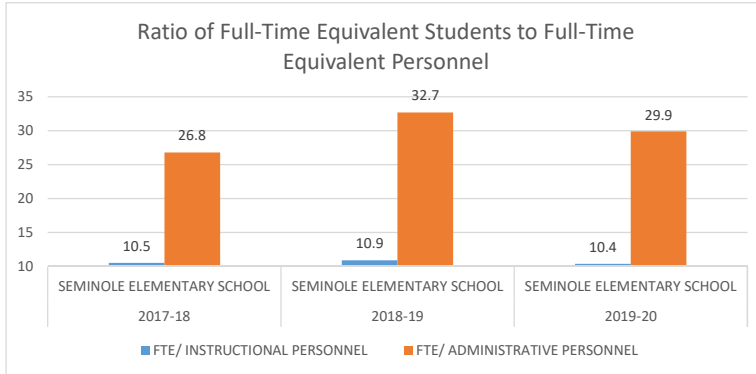
School Year	DISTRICT NAME	FTE/ INSTRUCTIONAL PERSONNEL	FTE/ ADMINISTRATIVE PERSONNEL	TOTAL OPERATING EXPENDITURES PER FTE	TOTAL INSTRUCTIONAL EXPENDITURES PER FTE	GENERAL ADMINISTRATIVE EXPENDITURES/ TOTAL OPERATING EXPENDITURES
2017-18	OKEECHOBEE HIGH SCHOOL	14.2	34.6	\$ 7,625	\$ 6,949	8.86%
2018-19	OKEECHOBEE HIGH SCHOOL	15.4	38.6	\$ 7,694	\$ 6,973	9.37%
2019-20	OKEECHOBEE HIGH SCHOOL	14.9	39.1	\$ 7,709	\$ 6,951	9.84%



School Year	DISTRICT NAME	FTE/ INSTRUCTIONAL PERSONNEL	FTE/ ADMINISTRATIVE PERSONNEL	TOTAL OPERATING EXPENDITURES PER FTE	TOTAL INSTRUCTIONAL EXPENDITURES PER FTE	GENERAL ADMINISTRATIVE EXPENDITURES/ TOTAL OPERATING EXPENDITURES
2017-18	OSCEOLA MIDDLE SCHOOL	14.8	34.4	\$ 7,241	\$ 6,538	9.71%
2018-19	OSCEOLA MIDDLE SCHOOL	16.1	40.7	\$ 7,239	\$ 6,533	9.75%
2019-20	OSCEOLA MIDDLE SCHOOL	15.3	34.9	\$ 7,596	\$ 6,795	10.55%

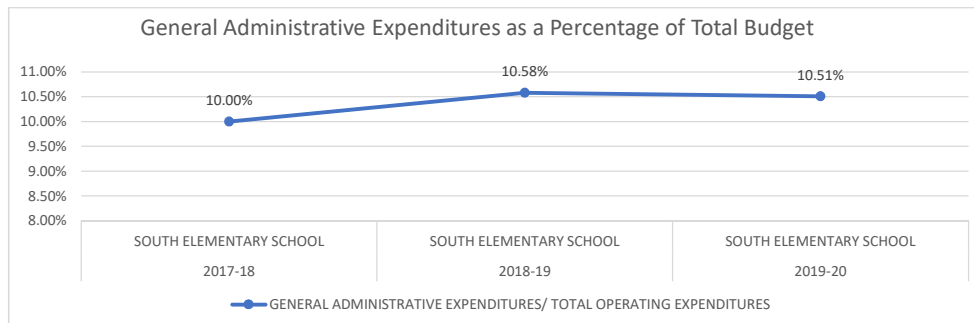
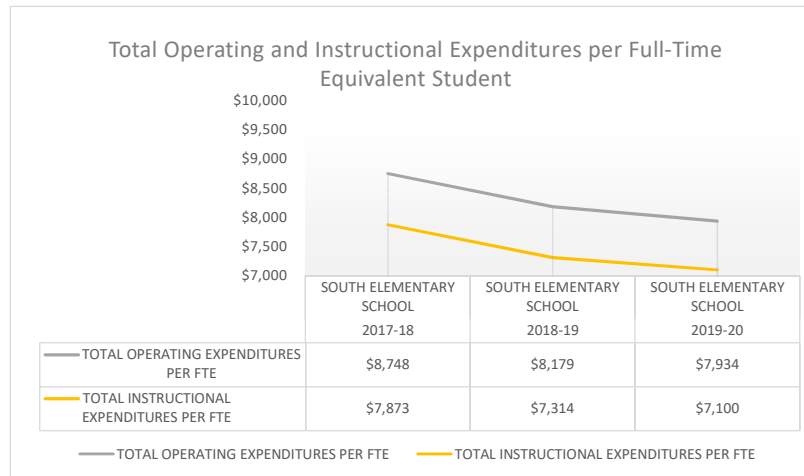
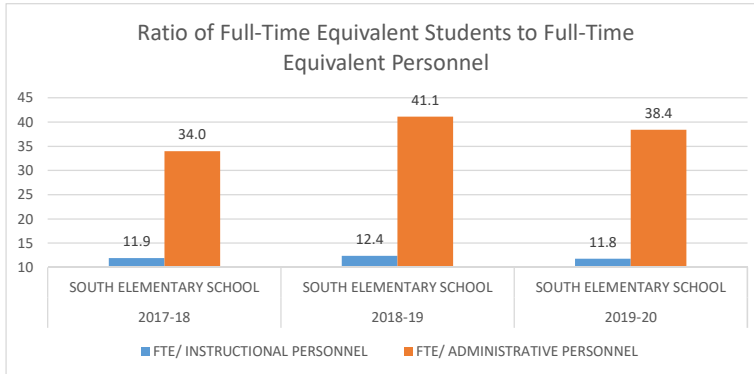


School Year	DISTRICT NAME	FTE/ INSTRUCTIONAL PERSONNEL	FTE/ ADMINISTRATIVE PERSONNEL	TOTAL OPERATING EXPENDITURES PER FTE	TOTAL INSTRUCTIONAL EXPENDITURES PER FTE	GENERAL ADMINISTRATIVE EXPENDITURES/ TOTAL OPERATING EXPENDITURES
2017-18	SEMINOLE ELEMENTARY SCHOOL	10.5	26.8	\$ 9,157	\$ 8,344	8.88%
2018-19	SEMINOLE ELEMENTARY SCHOOL	10.9	32.7	\$ 8,962	\$ 8,153	9.03%
2019-20	SEMINOLE ELEMENTARY SCHOOL	10.4	29.9	\$ 9,435	\$ 8,494	9.97%

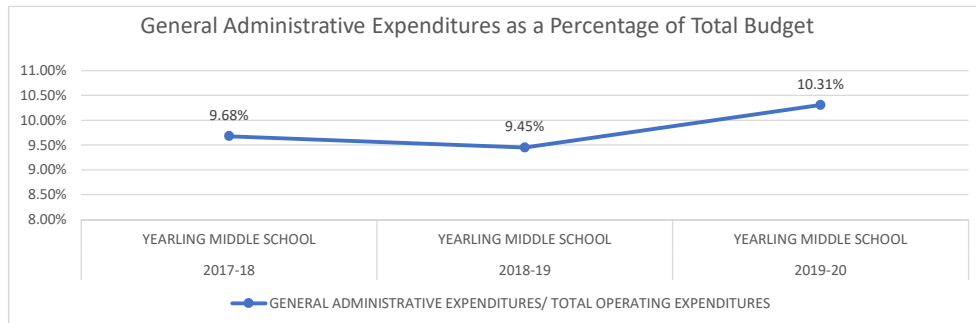
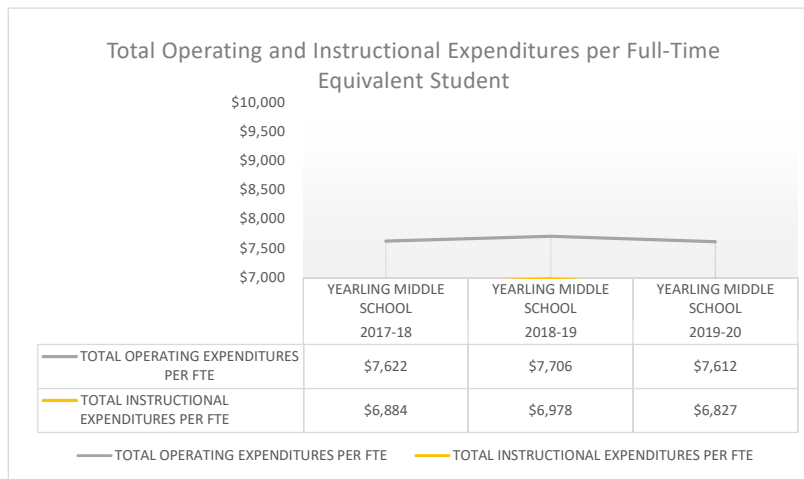
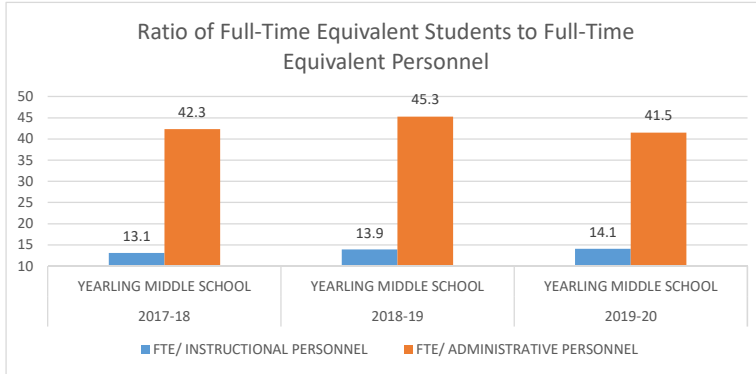




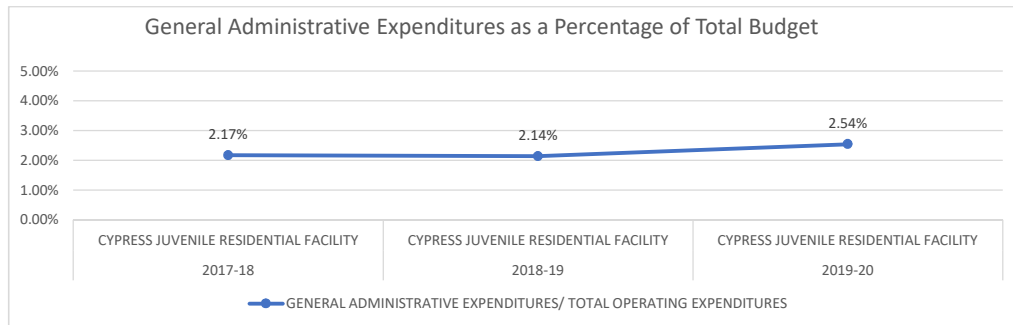
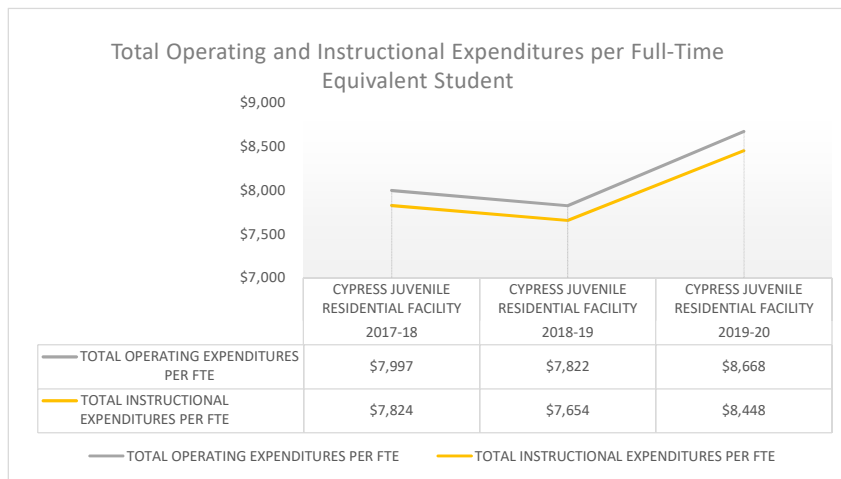
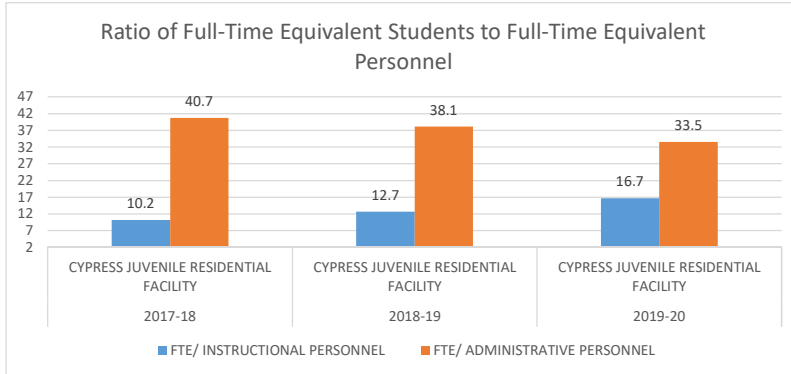
School Year	DISTRICT NAME	FTE/ INSTRUCTIONAL PERSONNEL	FTE/ ADMINISTRATIVE PERSONNEL	TOTAL OPERATING EXPENDITURES PER FTE	TOTAL INSTRUCTIONAL EXPENDITURES PER FTE	GENERAL ADMINISTRATIVE EXPENDITURES/ TOTAL OPERATING EXPENDITURES
2017-18	SOUTH ELEMENTARY SCHOOL	11.9	34.0	\$ 8,748	\$ 7,873	10.00%
2018-19	SOUTH ELEMENTARY SCHOOL	12.4	41.1	\$ 8,179	\$ 7,314	10.58%
2019-20	SOUTH ELEMENTARY SCHOOL	11.8	38.4	\$ 7,934	\$ 7,100	10.51%



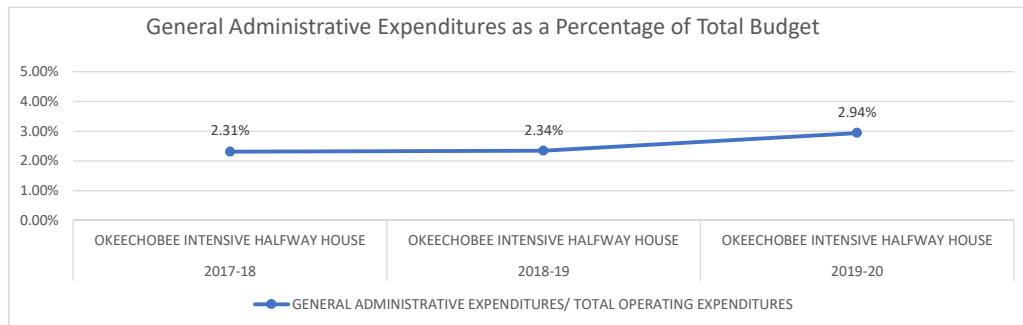
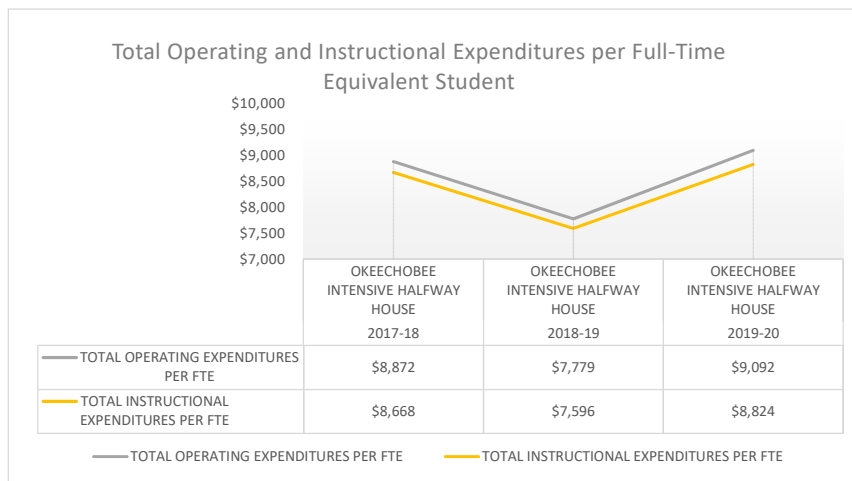
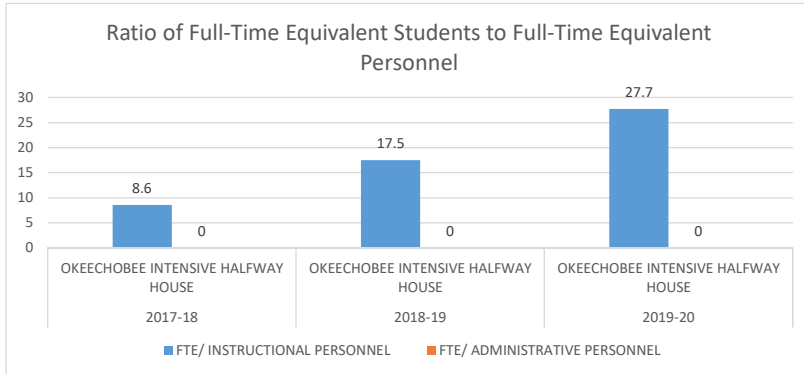
School Year	DISTRICT NAME	FTE/ INSTRUCTIONAL PERSONNEL	FTE/ ADMINISTRATIVE PERSONNEL	TOTAL OPERATING EXPENDITURES PER FTE	TOTAL INSTRUCTIONAL EXPENDITURES PER FTE	GENERAL ADMINISTRATIVE EXPENDITURES/ TOTAL OPERATING EXPENDITURES
2017-18	YEARLING MIDDLE SCHOOL	13.1	42.3	\$ 7,622	\$ 6,884	9.68%
2018-19	YEARLING MIDDLE SCHOOL	13.9	45.3	\$ 7,706	\$ 6,978	9.45%
2019-20	YEARLING MIDDLE SCHOOL	14.1	41.5	\$ 7,612	\$ 6,827	10.31%



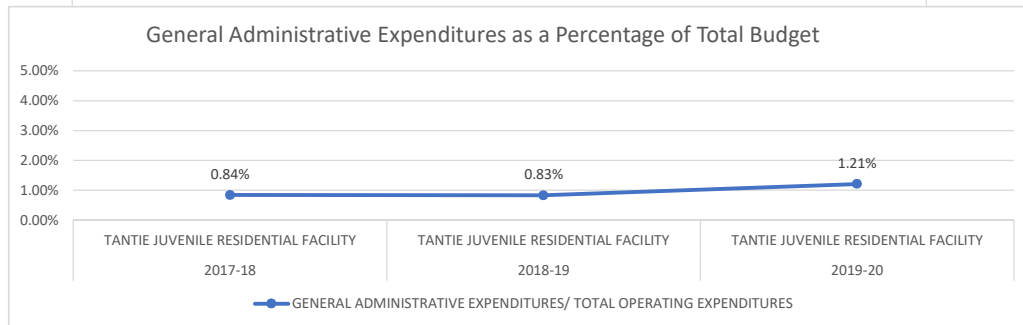
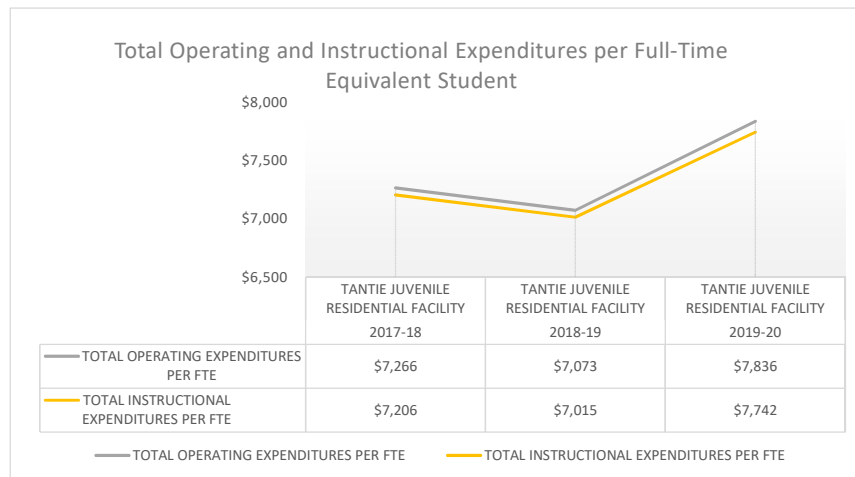
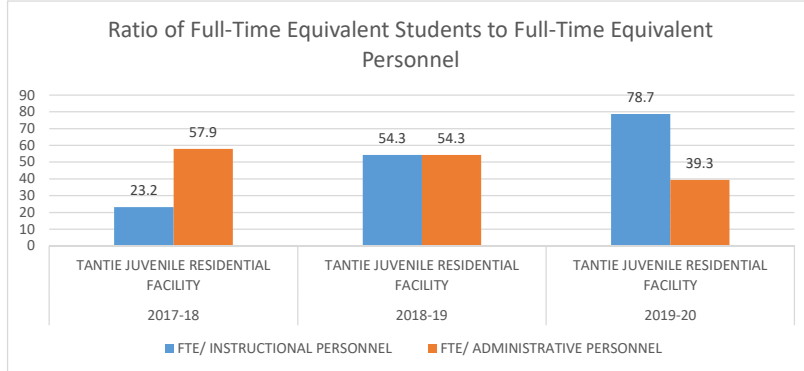
School Year	DISTRICT NAME	FTE/ INSTRUCTIONAL PERSONNEL	FTE/ ADMINISTRATIVE PERSONNEL	TOTAL OPERATING EXPENDITURES PER FTE	TOTAL INSTRUCTIONAL EXPENDITURES PER FTE	GENERAL ADMINISTRATIVE EXPENDITURES/ TOTAL OPERATING EXPENDITURES
2017-18	CYPRESS JUVENILE RESIDENTIAL FACILITY	10.2	40.7	\$ 7,997	\$ 7,824	2.17%
2018-19	CYPRESS JUVENILE RESIDENTIAL FACILITY	12.7	38.1	\$ 7,822	\$ 7,654	2.14%
2019-20	CYPRESS JUVENILE RESIDENTIAL FACILITY	16.7	33.5	\$ 8,668	\$ 8,448	2.54%



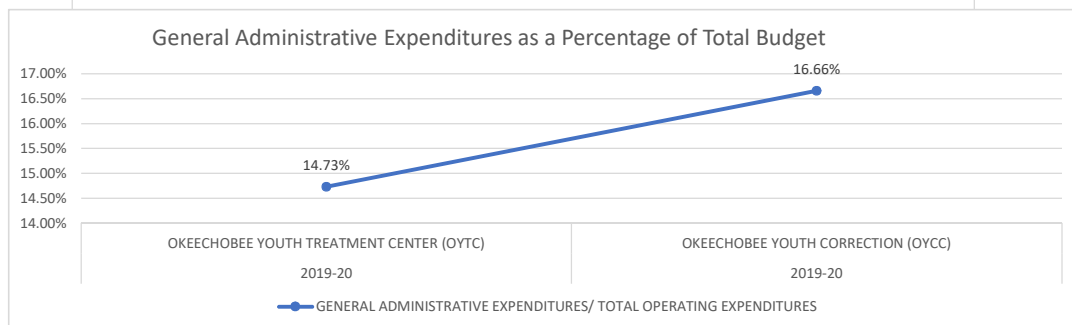
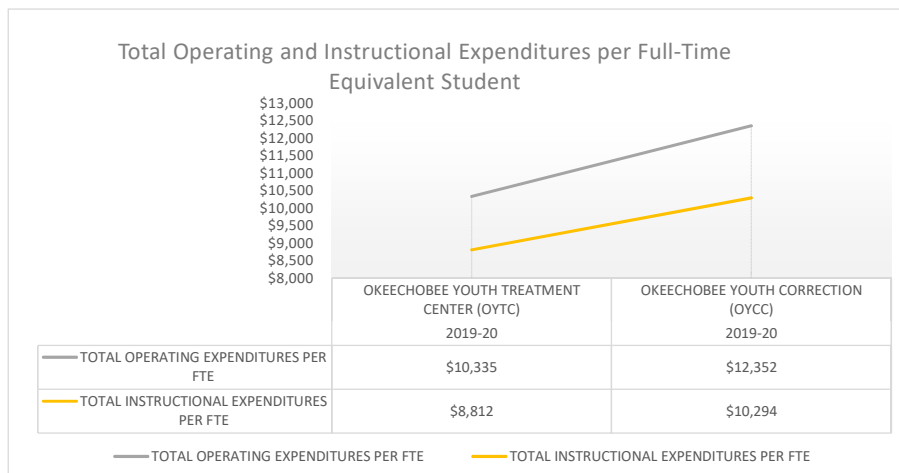
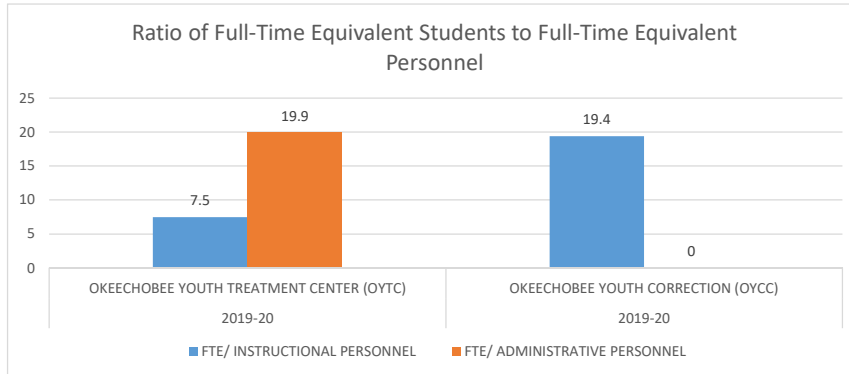
School Year	DISTRICT NAME	FTE/ INSTRUCTIONAL PERSONNEL	FTE/ ADMINISTRATIVE PERSONNEL	TOTAL OPERATING EXPENDITURES PER FTE	TOTAL INSTRUCTIONAL EXPENDITURES PER FTE	GENERAL ADMINISTRATIVE EXPENDITURES/ TOTAL OPERATING EXPENDITURES
2017-18	OKEECHOBEE INTENSIVE HALFWAY HOUSE	8.6	N/A	\$ 8,872	\$ 8,668	2.31%
2018-19	OKEECHOBEE INTENSIVE HALFWAY HOUSE	17.5	N/A	\$ 7,779	\$ 7,596	2.34%
2019-20	OKEECHOBEE INTENSIVE HALFWAY HOUSE	27.7	N/A	\$ 9,092	\$ 8,824	2.94%



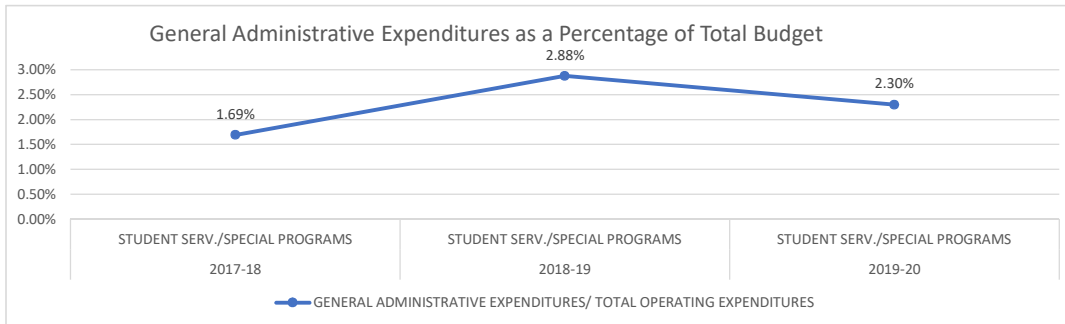
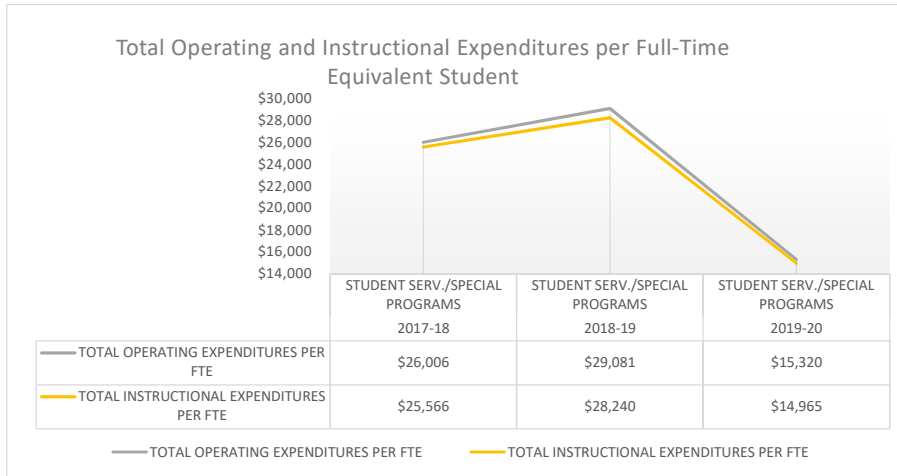
School Year	DISTRICT NAME	FTE/ INSTRUCTIONAL PERSONNEL	FTE/ ADMINISTRATIVE PERSONNEL	TOTAL OPERATING EXPENDITURES PER FTE	TOTAL INSTRUCTIONAL EXPENDITURES PER FTE	GENERAL ADMINISTRATIVE EXPENDITURES/ TOTAL OPERATING EXPENDITURES
2017-18	TANTIE JUVENILE RESIDENTIAL FACILITY	23.2	57.9	\$ 7,266	\$ 7,206	0.84%
2018-19	TANTIE JUVENILE RESIDENTIAL FACILITY	54.3	54.3	\$ 7,073	\$ 7,015	0.83%
2019-20	TANTIE JUVENILE RESIDENTIAL FACILITY	78.7	39.3	\$ 7,836	\$ 7,742	1.21%



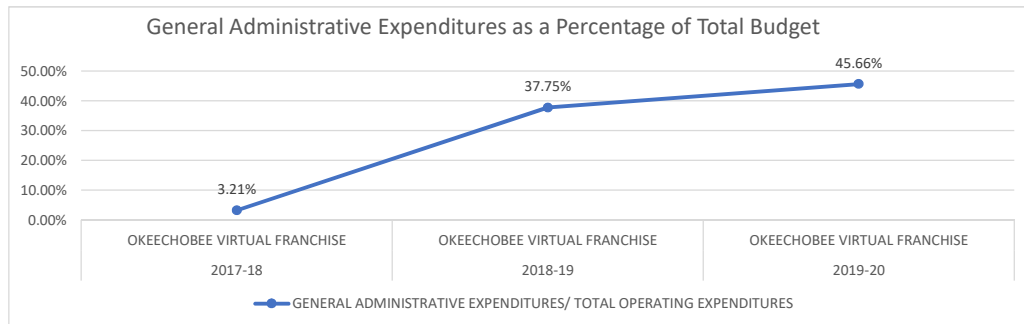
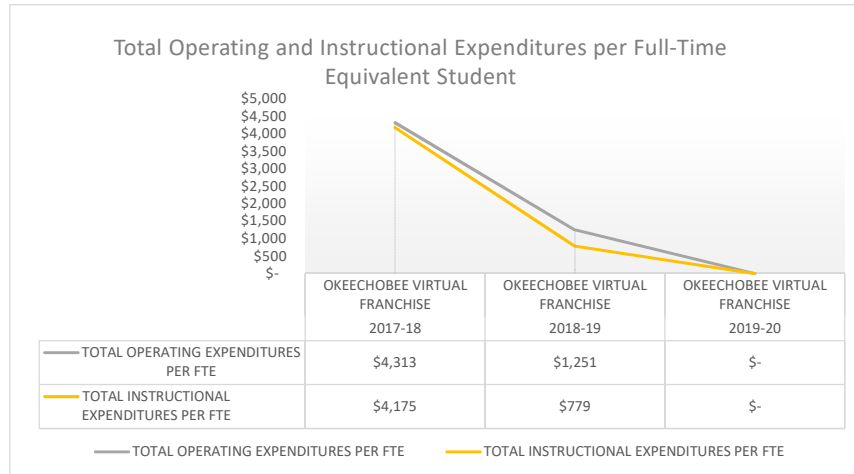
School Year	DISTRICT NAME	FTE/ INSTRUCTIONAL PERSONNEL	FTE/ ADMINISTRATIVE PERSONNEL	TOTAL OPERATING EXPENDITURES PER FTE	TOTAL INSTRUCTIONAL EXPENDITURES PER FTE	GENERAL ADMINISTRATIVE EXPENDITURES/ TOTAL OPERATING EXPENDITURES
2019-20	OKEECHOBEE YOUTH TREATMENT CENTER (OYTC)	7.5	19.9	\$ 10,335	\$ 8,812	14.73%
2019-20	OKEECHOBEE YOUTH CORRECTION (OYCC)	19.4	N/A	\$ 12,352	\$ 10,294	16.66%



School Year	DISTRICT NAME	FTE/ INSTRUCTIONAL PERSONNEL	FTE/ ADMINISTRATIVE PERSONNEL	TOTAL OPERATING EXPENDITURES PER FTE	TOTAL INSTRUCTIONAL EXPENDITURES PER FTE	GENERAL ADMINISTRATIVE EXPENDITURES/ TOTAL OPERATING EXPENDITURES
2017-18	STUDENT SERV./SPECIAL PROGRAMS	N/A	N/A	\$ 26,006	\$ 25,566	1.69%
2018-19	STUDENT SERV./SPECIAL PROGRAMS	N/A	N/A	\$ 29,081	\$ 28,240	2.88%
2019-20	STUDENT SERV./SPECIAL PROGRAMS	N/A	N/A	\$ 15,320	\$ 14,965	2.30%



School Year	DISTRICT NAME	FTE/ INSTRUCTIONAL PERSONNEL	FTE/ ADMINISTRATIVE PERSONNEL	TOTAL OPERATING EXPENDITURES PER FTE	TOTAL INSTRUCTIONAL EXPENDITURES PER FTE	GENERAL ADMINISTRATIVE EXPENDITURES/ TOTAL OPERATING EXPENDITURES
2017-18	OKEECHOBEE VIRTUAL FRANCHISE	N/A	N/A	\$ 4,313	\$ 4,175	3.21%
2018-19	OKEECHOBEE VIRTUAL FRANCHISE	N/A	N/A	\$ 1,251	\$ 779	37.75%
2019-20	OKEECHOBEE VIRTUAL FRANCHISE	N/A	N/A	No FTE	No FTE	45.66%





School Year	DISTRICT NAME	FTE/ INSTRUCTIONAL PERSONNEL	FTE/ ADMINISTRATIVE PERSONNEL	TOTAL OPERATING EXPENDITURES PER FTE	TOTAL INSTRUCTIONAL EXPENDITURES PER FTE	GENERAL ADMINISTRATIVE EXPENDITURES/ TOTAL OPERATING EXPENDITURES
2017-18	OKEECHOBEE VIRTUAL INSTRUCTION PROGRAM	N/A	N/A	\$ 6,453	\$ 5,145	20.26%
2018-19	OKEECHOBEE VIRTUAL INSTRUCTION PROGRAM	N/A	N/A	\$ 2,105	\$ 1,311	37.73%
2019-20	OKEECHOBEE VIRTUAL INSTRUCTION PROGRAM	N/A	N/A	\$ 19,170	\$ 10,412	45.66%

