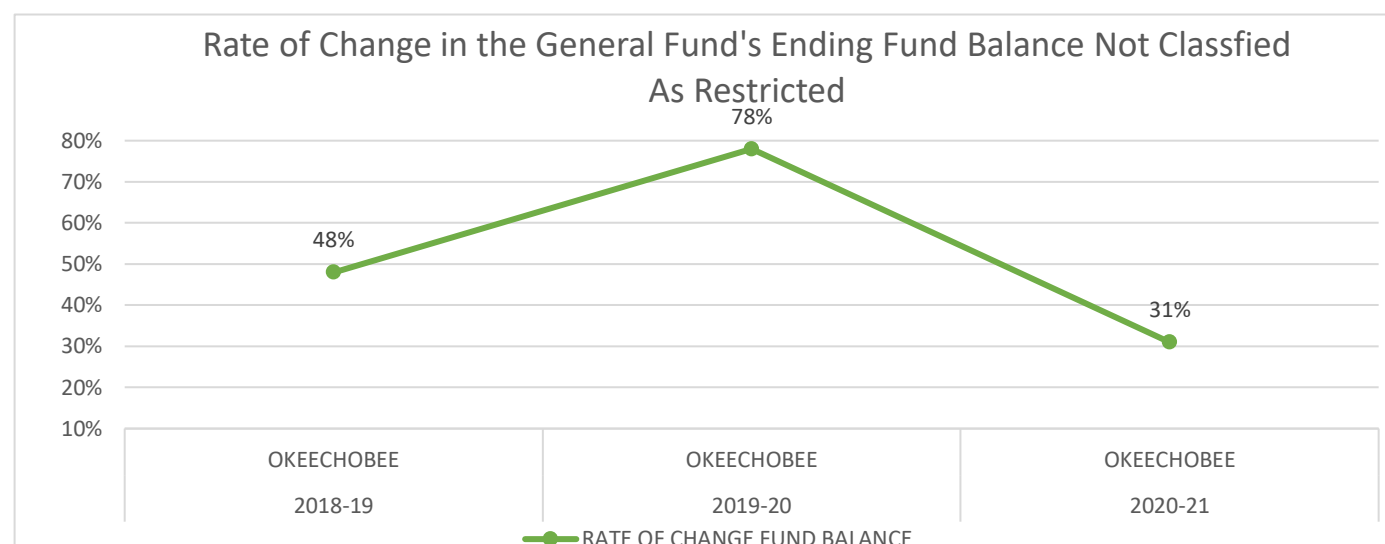
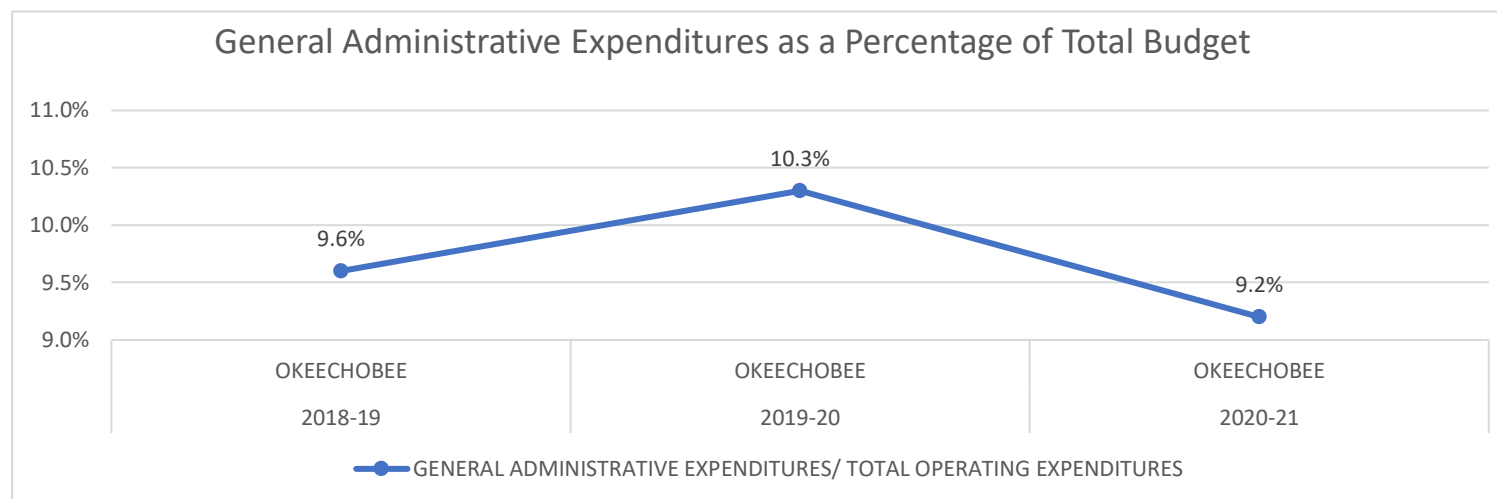
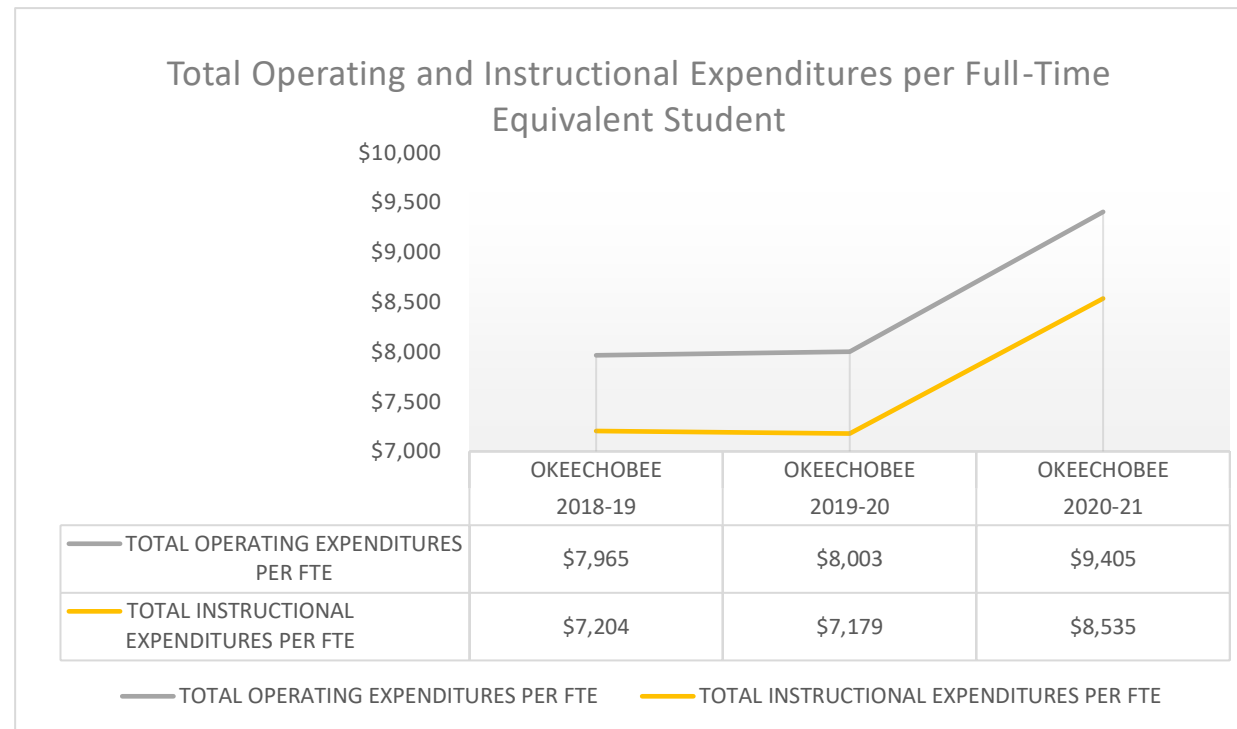
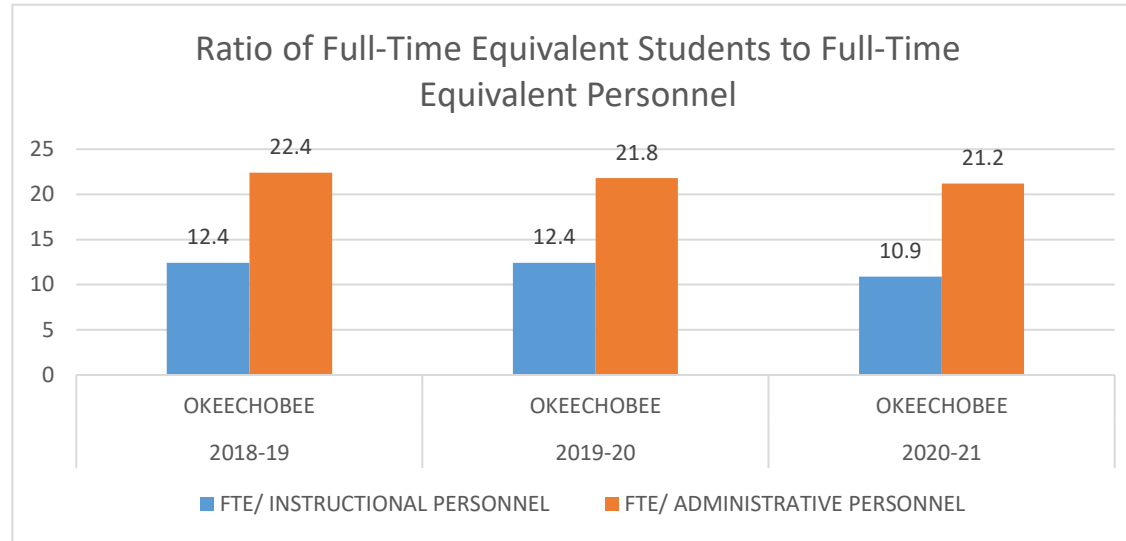
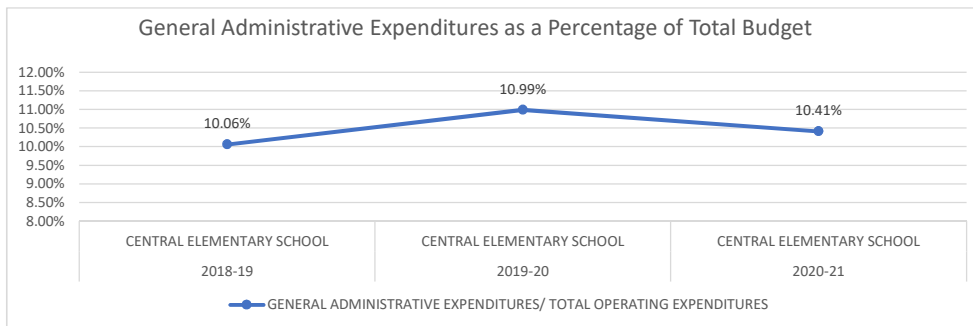
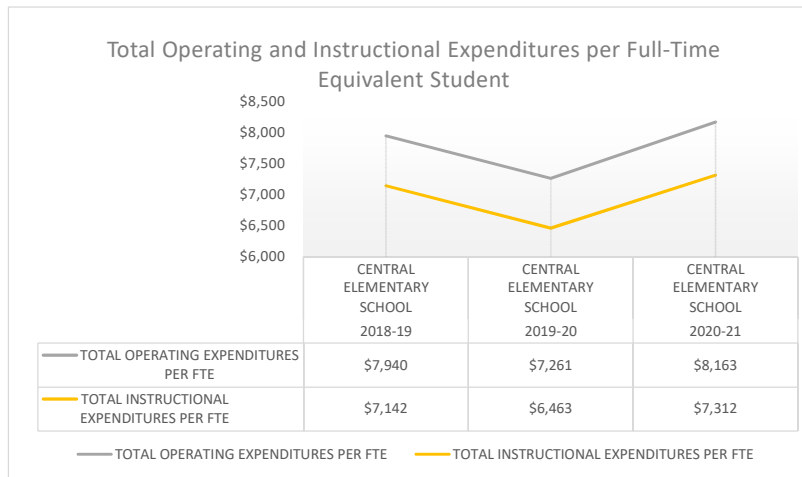
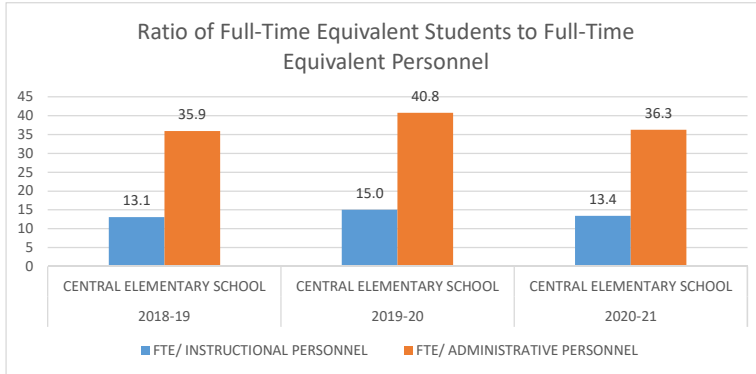


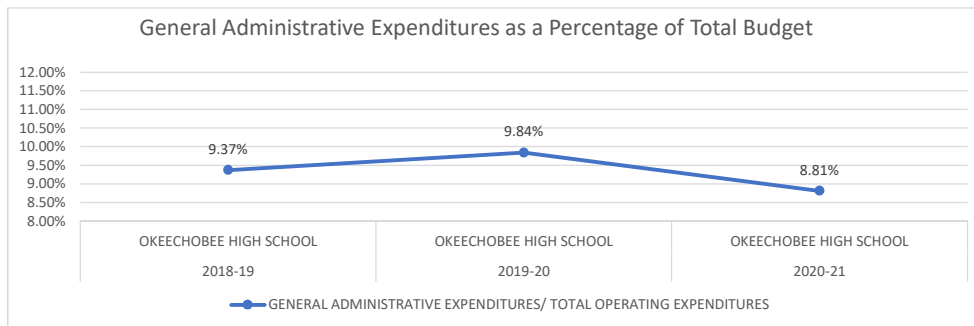
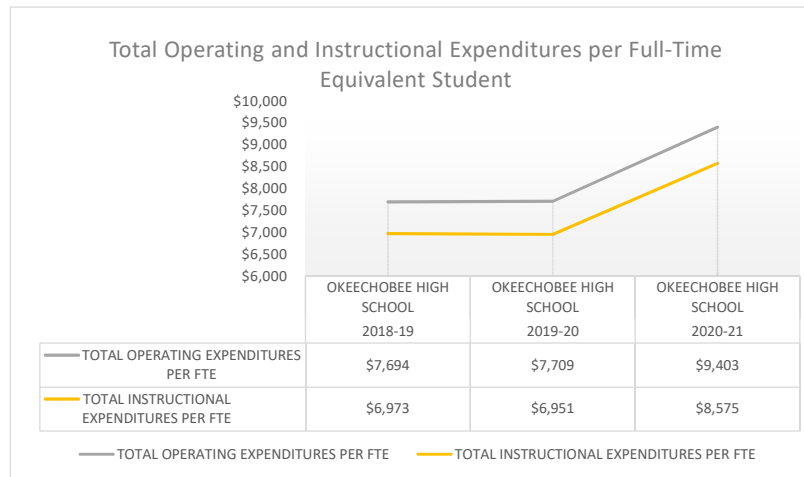
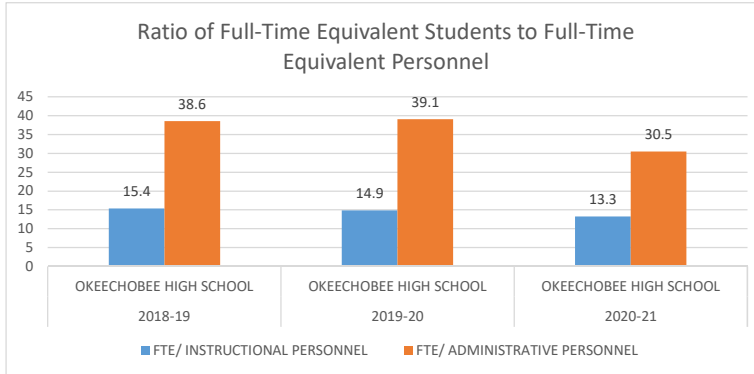
School Year	DISTRICT NAME	FTE/ INSTRUCTIONAL PERSONNEL	FTE/ ADMINISTRATIVE PERSONNEL	TOTAL OPERATING EXPENDITURES PER FTE	TOTAL INSTRUCTIONAL EXPENDITURES PER FTE	GENERAL ADMINISTRATIVE EXPENDITURES/ TOTAL OPERATING EXPENDITURES	RATE OF CHANGE FUND BALANCE
2018-19	OKEECHOBEE	12.4	22.4	\$ 7,965	\$ 7,204	9.6%	48%
2019-20	OKEECHOBEE	12.4	21.8	\$ 8,003	\$ 7,179	10.3%	78%
2020-21	OKEECHOBEE	10.9	21.2	\$ 9,405	\$ 8,535	9.2%	31%



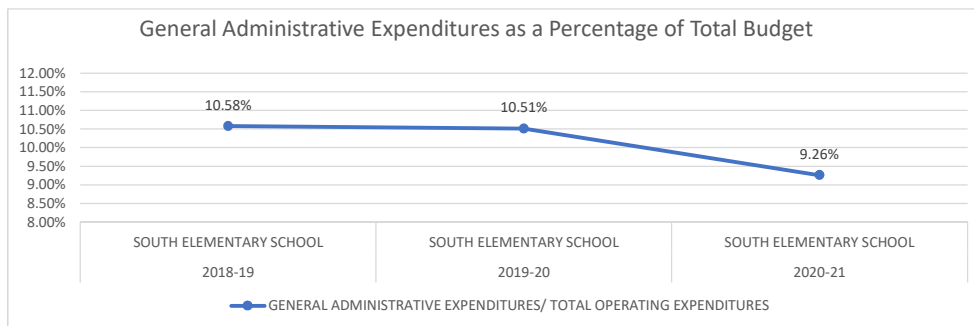
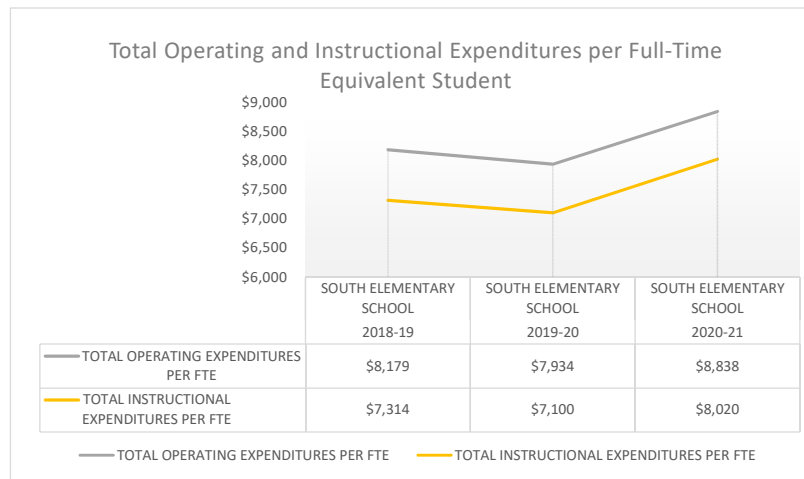
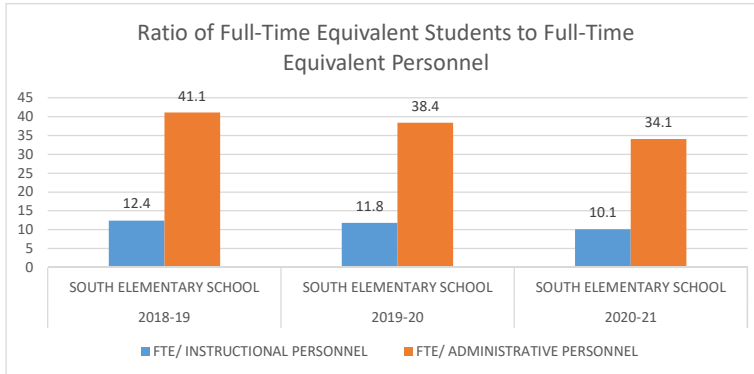
School Year	DISTRICT NAME	FTE/ INSTRUCTIONAL PERSONNEL	FTE/ ADMINISTRATIVE PERSONNEL	TOTAL OPERATING EXPENDITURES PER FTE	TOTAL INSTRUCTIONAL EXPENDITURES PER FTE	GENERAL ADMINISTRATIVE EXPENDITURES/ TOTAL OPERATING EXPENDITURES
2018-19	CENTRAL ELEMENTARY SCHOOL	13.1	35.9	\$ 7,940	\$ 7,142	10.06%
2019-20	CENTRAL ELEMENTARY SCHOOL	15.0	40.8	\$ 7,261	\$ 6,463	10.99%
2020-21	CENTRAL ELEMENTARY SCHOOL	13.4	36.3	\$ 8,163	\$ 7,312	10.41%



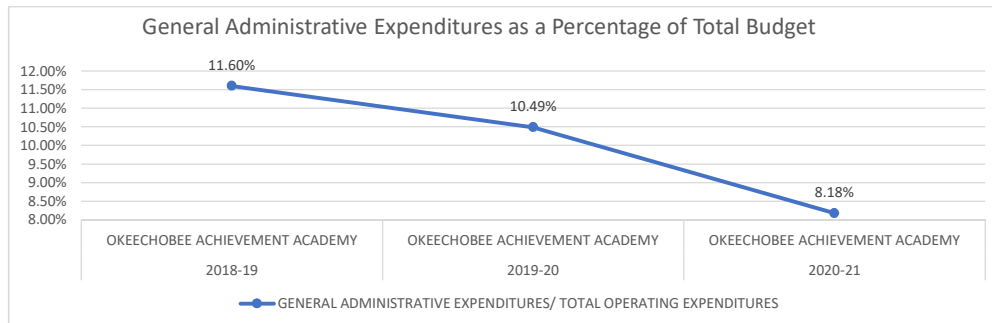

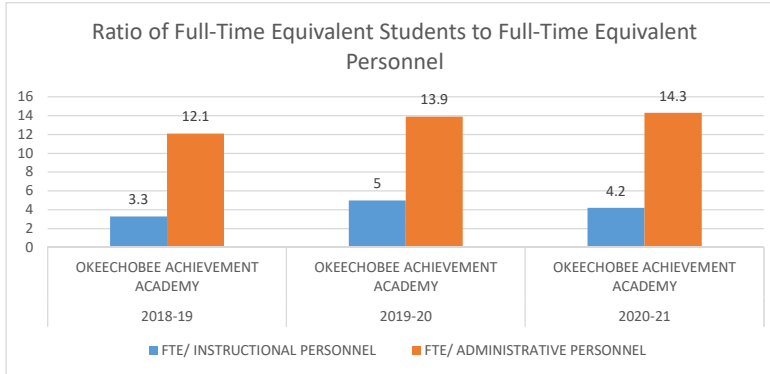
School Year	DISTRICT NAME	FTE/ INSTRUCTIONAL PERSONNEL	FTE/ ADMINISTRATIVE PERSONNEL	TOTAL OPERATING EXPENDITURES PER FTE	TOTAL INSTRUCTIONAL EXPENDITURES PER FTE	GENERAL ADMINISTRATIVE EXPENDITURES/ TOTAL OPERATING EXPENDITURES
2018-19	OKEECHOBEE HIGH SCHOOL	15.4	38.6	\$ 7,694	\$ 6,973	9.37%
2019-20	OKEECHOBEE HIGH SCHOOL	14.9	39.1	\$ 7,709	\$ 6,951	9.84%
2020-21	OKEECHOBEE HIGH SCHOOL	13.3	30.5	\$ 9,403	\$ 8,575	8.81%



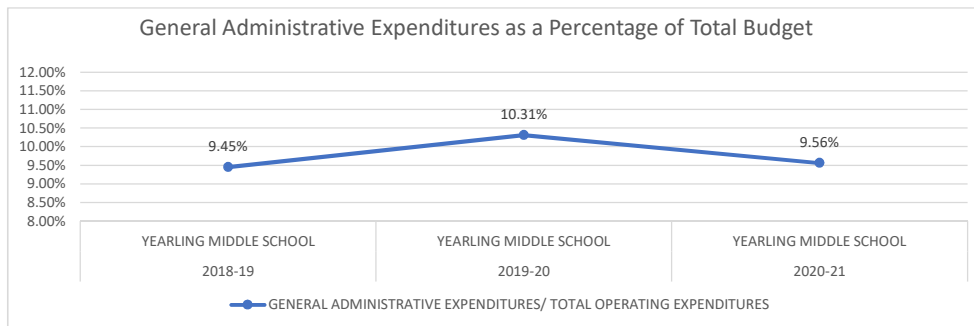
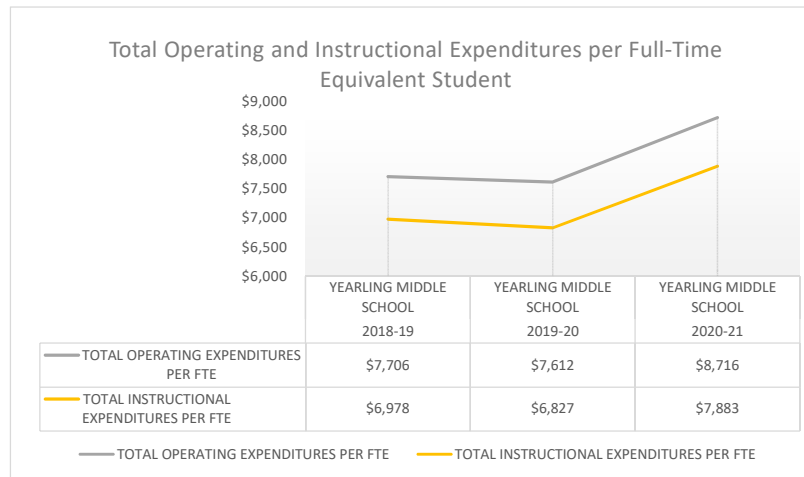
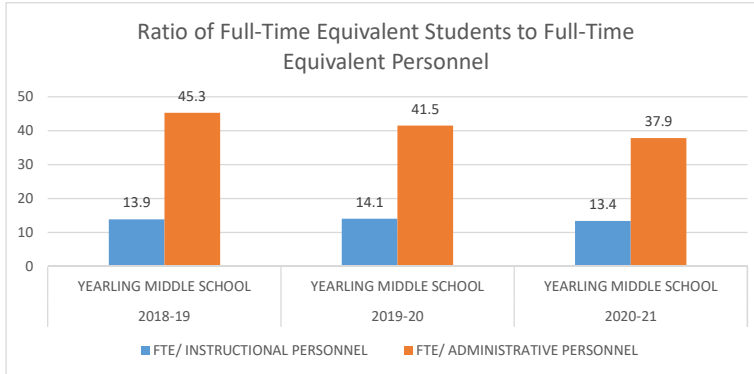
School Year	DISTRICT NAME	FTE/ INSTRUCTIONAL PERSONNEL	FTE/ ADMINISTRATIVE PERSONNEL	TOTAL OPERATING EXPENDITURES PER FTE	TOTAL INSTRUCTIONAL EXPENDITURES PER FTE	GENERAL ADMINISTRATIVE EXPENDITURES/ TOTAL OPERATING EXPENDITURES
2018-19	SOUTH ELEMENTARY SCHOOL	12.4	41.1	\$ 8,179	\$ 7,314	10.58%
2019-20	SOUTH ELEMENTARY SCHOOL	11.8	38.4	\$ 7,934	\$ 7,100	10.51%
2020-21	SOUTH ELEMENTARY SCHOOL	10.1	34.1	\$ 8,838	\$ 8,020	9.26%



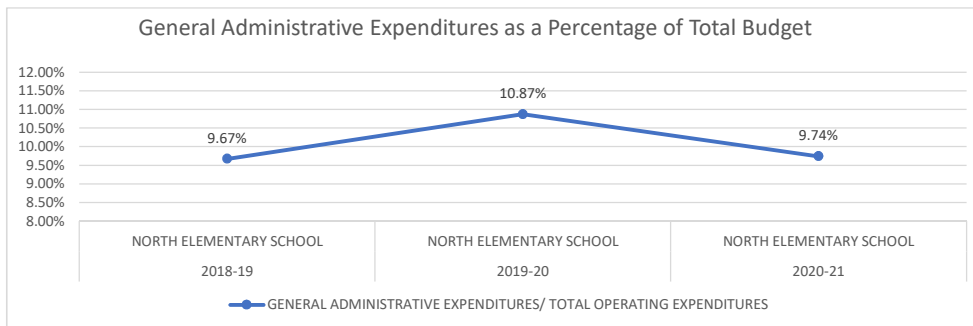
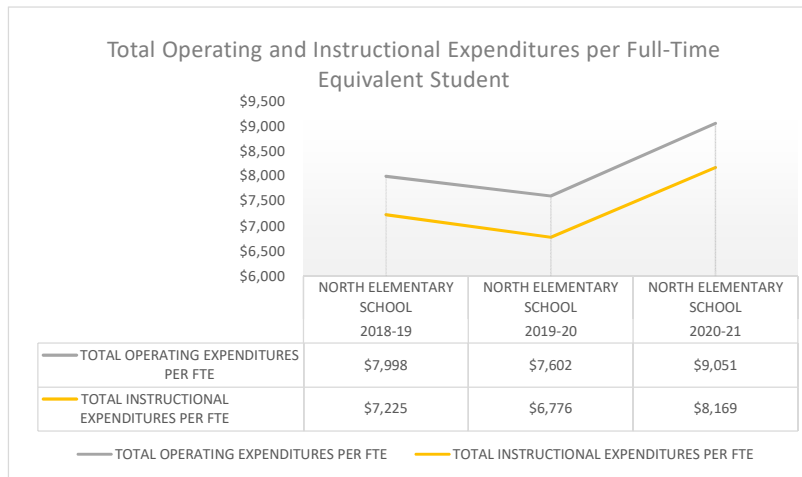
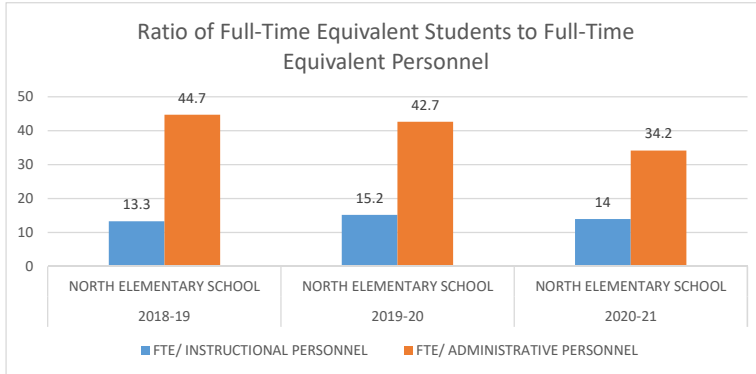
School Year	DISTRICT NAME	FTE/ INSTRUCTIONAL PERSONNEL	FTE/ ADMINISTRATIVE PERSONNEL	TOTAL OPERATING EXPENDITURES PER FTE	TOTAL INSTRUCTIONAL EXPENDITURES PER FTE	GENERAL ADMINISTRATIVE EXPENDITURES/ TOTAL OPERATING EXPENDITURES
2018-19	OKEECHOBEE ACHIEVEMENT ACADEMY	3.3	12.1	\$ 19,571	\$ 17,301	11.60%
2019-20	OKEECHOBEE ACHIEVEMENT ACADEMY	5	13.9	\$ 15,190	\$ 13,596	10.49%
2020-21	OKEECHOBEE ACHIEVEMENT ACADEMY	4.2	14.3	\$ 16,416	\$ 15,074	8.18%



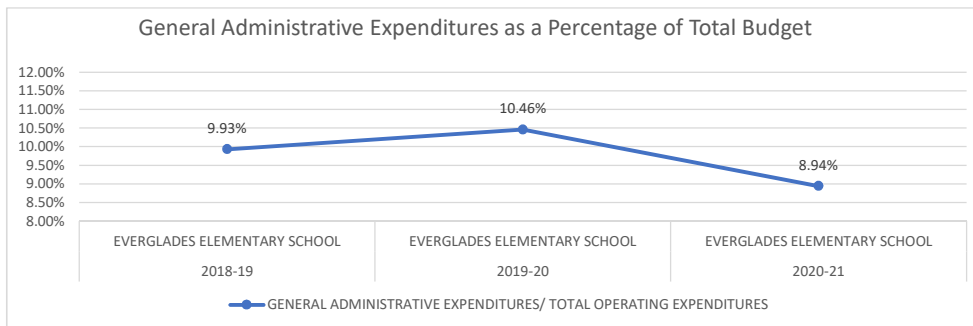
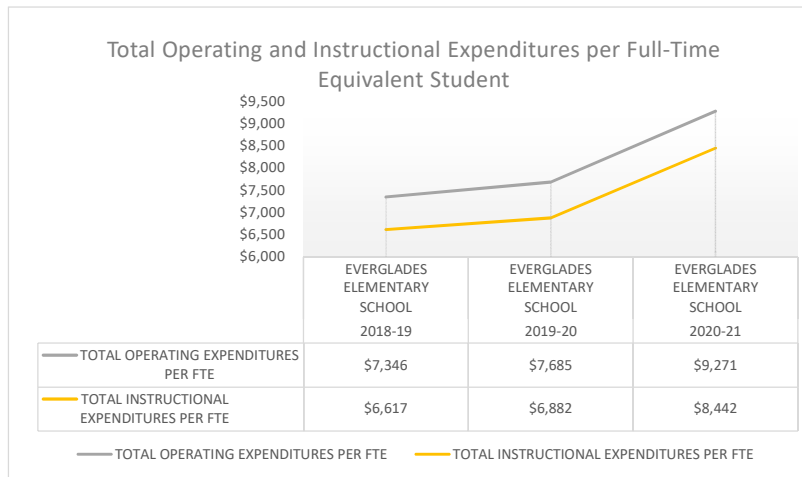
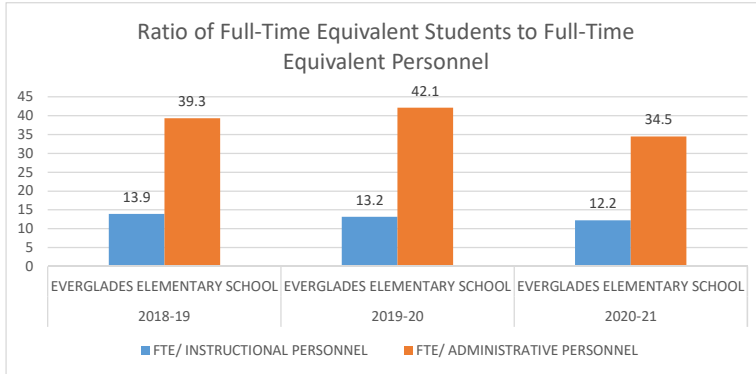
School Year	DISTRICT NAME	FTE/ INSTRUCTIONAL PERSONNEL	FTE/ ADMINISTRATIVE PERSONNEL	TOTAL OPERATING EXPENDITURES PER FTE	TOTAL INSTRUCTIONAL EXPENDITURES PER FTE	GENERAL ADMINISTRATIVE EXPENDITURES/ TOTAL OPERATING EXPENDITURES
2018-19	YEARLING MIDDLE SCHOOL	13.9	45.3	\$ 7,706	\$ 6,978	9.45%
2019-20	YEARLING MIDDLE SCHOOL	14.1	41.5	\$ 7,612	\$ 6,827	10.31%
2020-21	YEARLING MIDDLE SCHOOL	13.4	37.9	\$ 8,716	\$ 7,883	9.56%



School Year	DISTRICT NAME	FTE/ INSTRUCTIONAL PERSONNEL	FTE/ ADMINISTRATIVE PERSONNEL	TOTAL OPERATING EXPENDITURES PER FTE	TOTAL INSTRUCTIONAL EXPENDITURES PER FTE	GENERAL ADMINISTRATIVE EXPENDITURES/ TOTAL OPERATING EXPENDITURES
2018-19	NORTH ELEMENTARY SCHOOL	13.3	44.7	\$ 7,998	\$ 7,225	9.67%
2019-20	NORTH ELEMENTARY SCHOOL	15.2	42.7	\$ 7,602	\$ 6,776	10.87%
2020-21	NORTH ELEMENTARY SCHOOL	14	34.2	\$ 9,051	\$ 8,169	9.74%

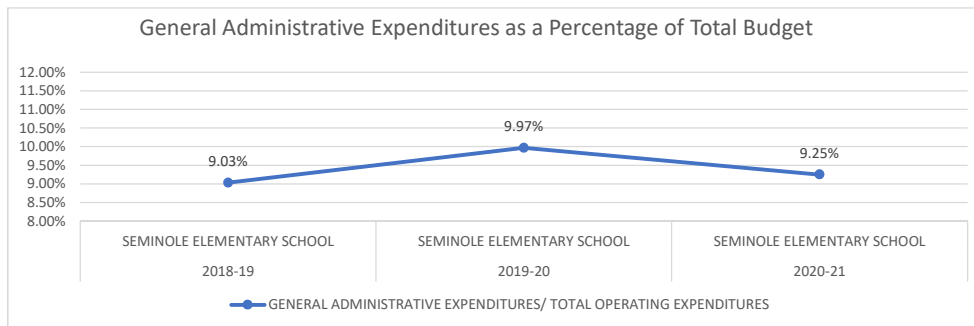
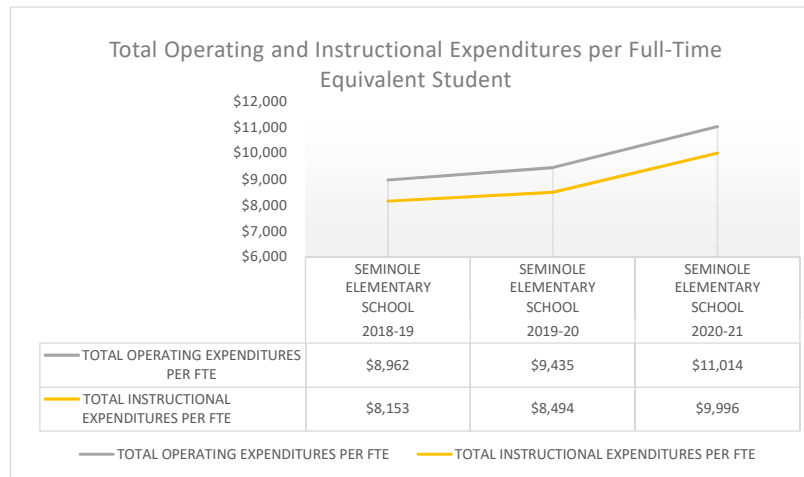
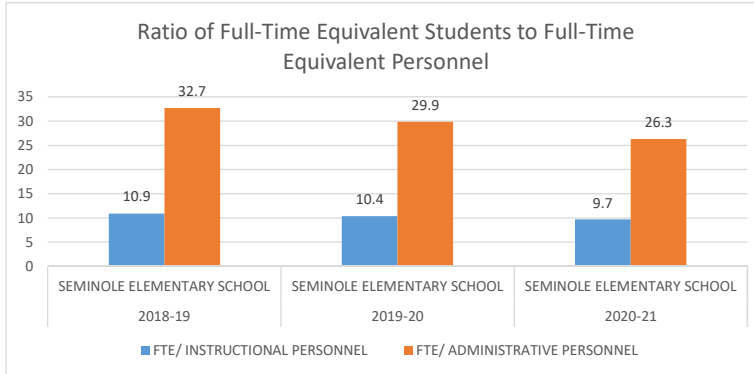


School Year	DISTRICT NAME	FTE/ INSTRUCTIONAL PERSONNEL	FTE/ ADMINISTRATIVE PERSONNEL	TOTAL OPERATING EXPENDITURES PER FTE	TOTAL INSTRUCTIONAL EXPENDITURES PER FTE	GENERAL ADMINISTRATIVE EXPENDITURES/ TOTAL OPERATING EXPENDITURES
2018-19	EVERGLADES ELEMENTARY SCHOOL	13.9	39.3	\$ 7,346	\$ 6,617	9.93%
2019-20	EVERGLADES ELEMENTARY SCHOOL	13.2	42.1	\$ 7,685	\$ 6,882	10.46%
2020-21	EVERGLADES ELEMENTARY SCHOOL	12.2	34.5	\$ 9,271	\$ 8,442	8.94%

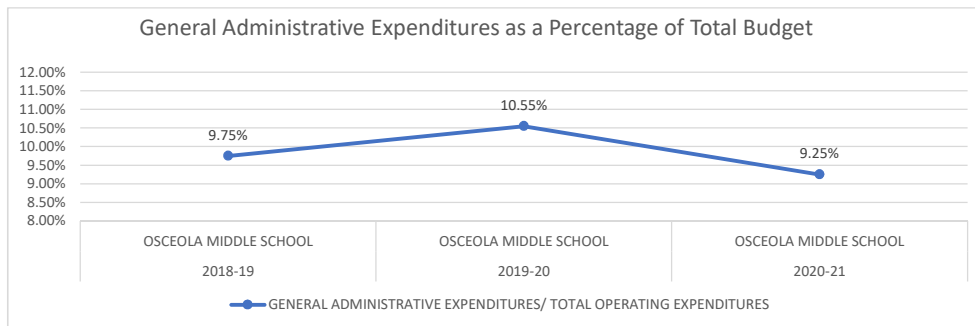
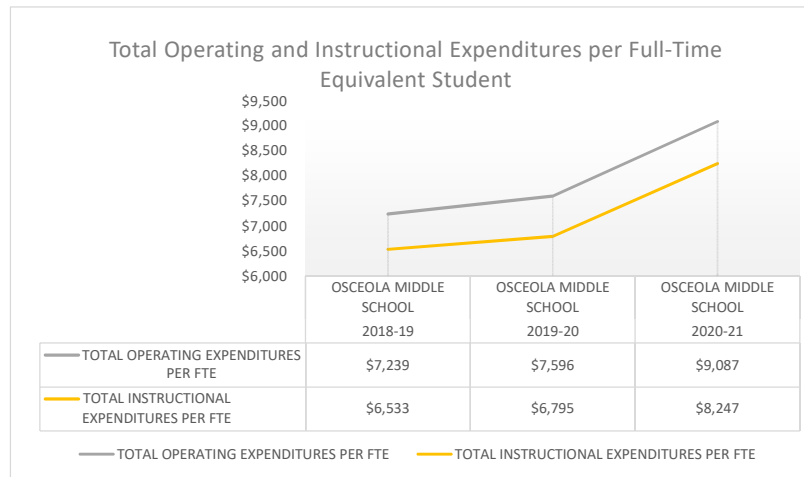
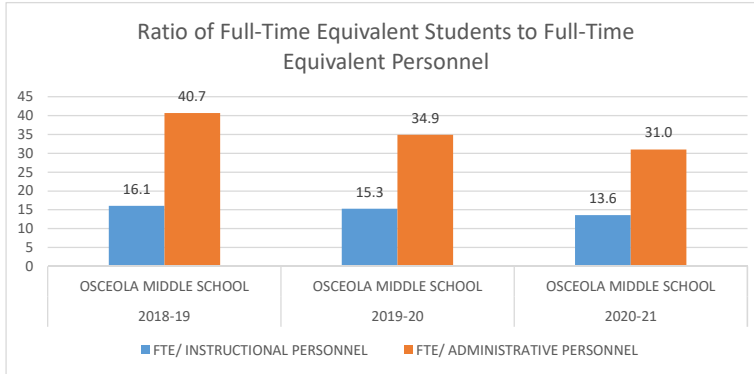




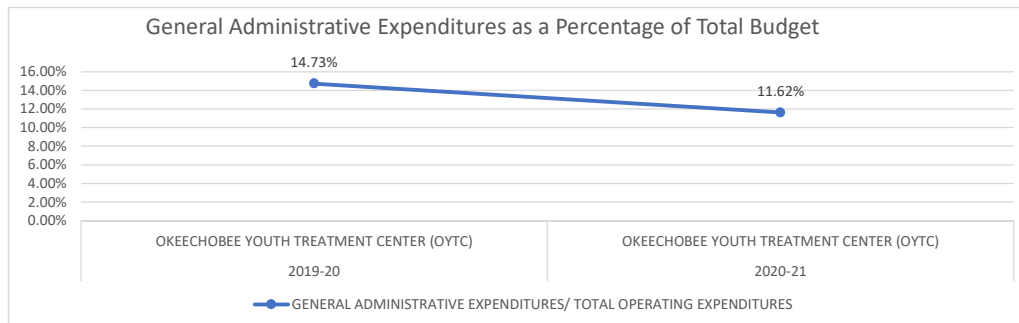
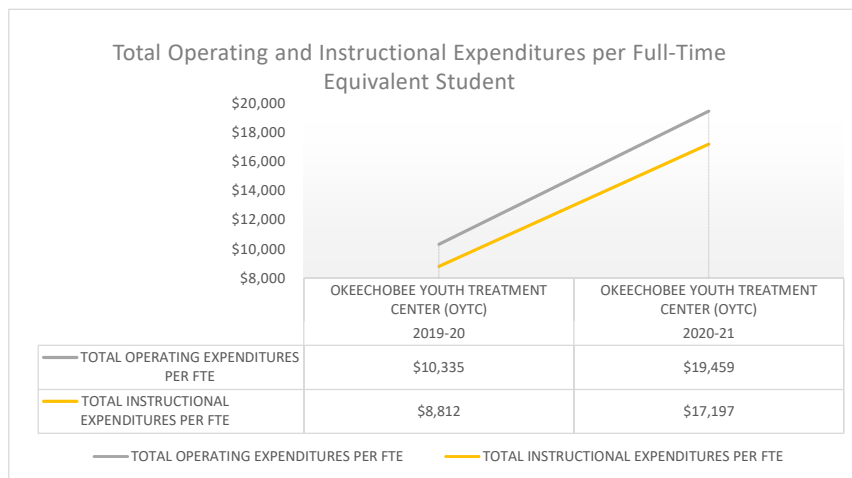
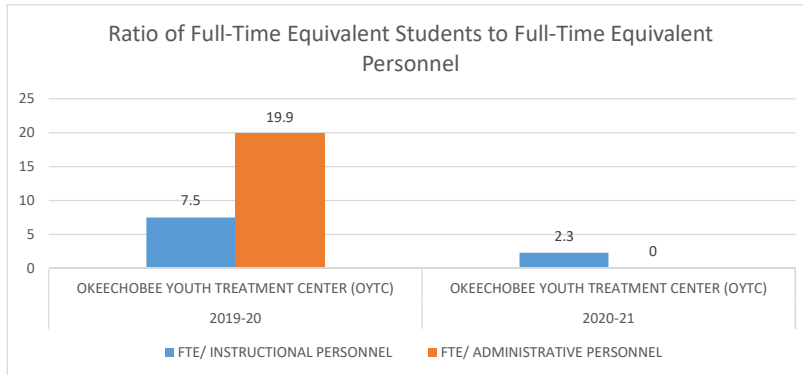
School Year	DISTRICT NAME	FTE/ INSTRUCTIONAL PERSONNEL	FTE/ ADMINISTRATIVE PERSONNEL	TOTAL OPERATING EXPENDITURES PER FTE	TOTAL INSTRUCTIONAL EXPENDITURES PER FTE	GENERAL ADMINISTRATIVE EXPENDITURES/ TOTAL OPERATING EXPENDITURES
2018-19	SEMINOLE ELEMENTARY SCHOOL	10.9	32.7	\$ 8,962	\$ 8,153	9.03%
2019-20	SEMINOLE ELEMENTARY SCHOOL	10.4	29.9	\$ 9,435	\$ 8,494	9.97%
2020-21	SEMINOLE ELEMENTARY SCHOOL	9.7	26.3	\$ 11,014	\$ 9,996	9.25%



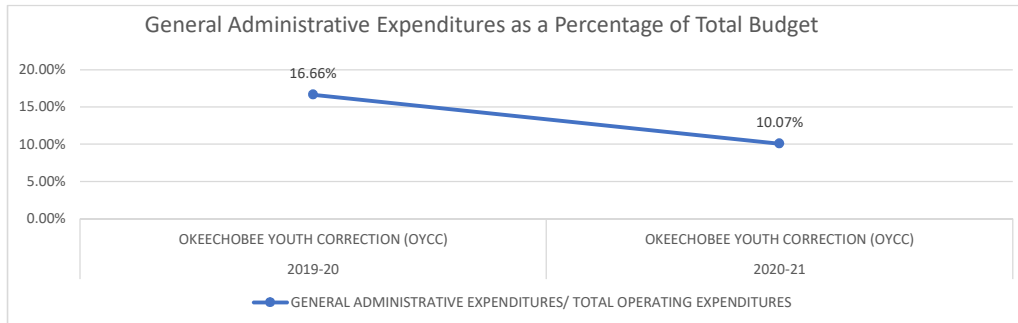
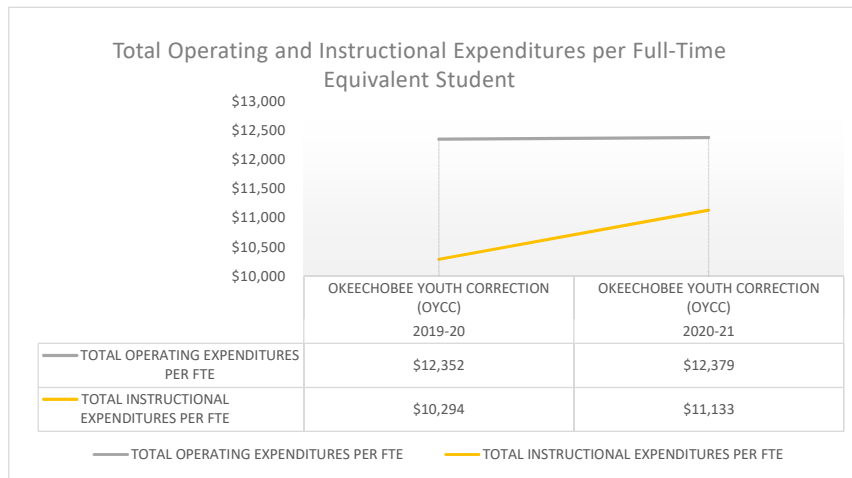
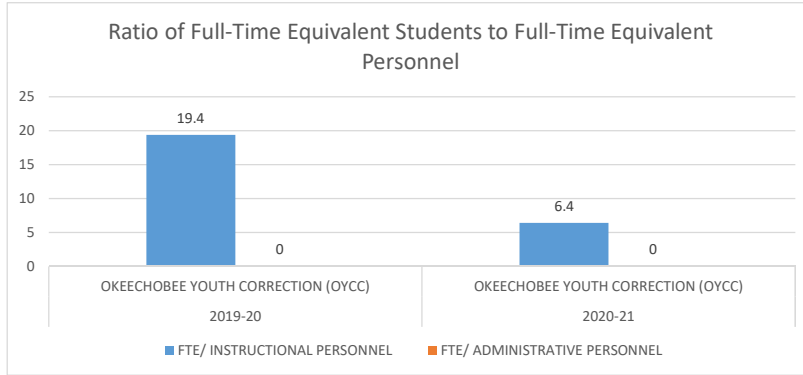
School Year	DISTRICT NAME	FTE/ INSTRUCTIONAL PERSONNEL	FTE/ ADMINISTRATIVE PERSONNEL	TOTAL OPERATING EXPENDITURES PER FTE	TOTAL INSTRUCTIONAL EXPENDITURES PER FTE	GENERAL ADMINISTRATIVE EXPENDITURES/ TOTAL OPERATING EXPENDITURES
2018-19	OSCEOLA MIDDLE SCHOOL	16.1	40.7	\$ 7,239	\$ 6,533	9.75%
2019-20	OSCEOLA MIDDLE SCHOOL	15.3	34.9	\$ 7,596	\$ 6,795	10.55%
2020-21	OSCEOLA MIDDLE SCHOOL	13.6	31.0	\$ 9,087	\$ 8,247	9.25%



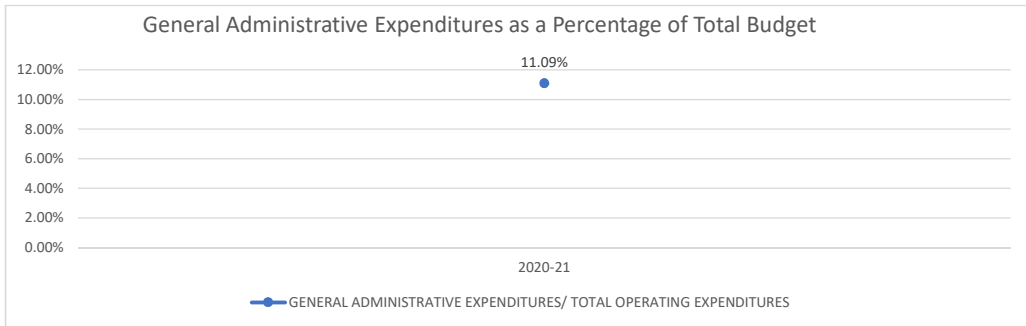
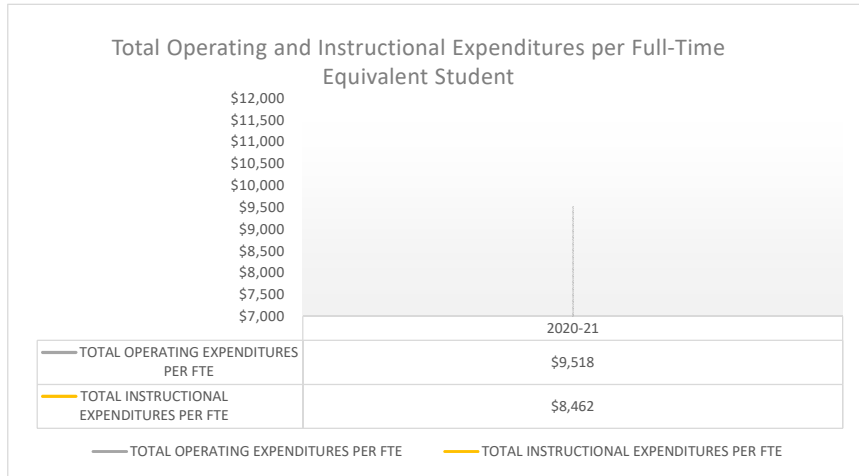
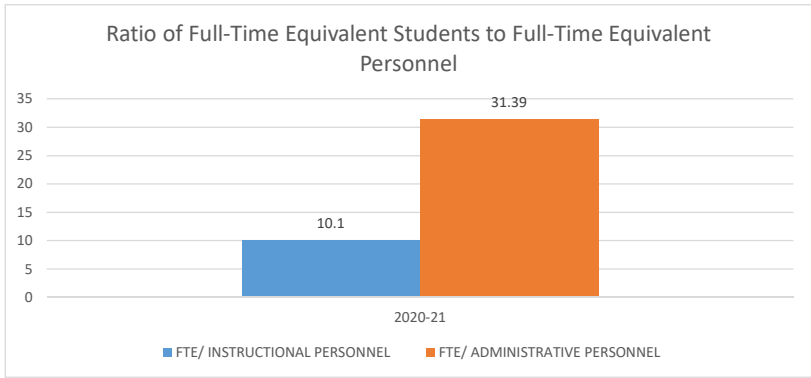
School Year	DISTRICT NAME	FTE/ INSTRUCTIONAL PERSONNEL	FTE/ ADMINISTRATIVE PERSONNEL	TOTAL OPERATING EXPENDITURES PER FTE	TOTAL INSTRUCTIONAL EXPENDITURES PER FTE	GENERAL ADMINISTRATIVE EXPENDITURES/ TOTAL OPERATING EXPENDITURES
2019-20	OKEECHOBEE YOUTH TREATMENT CENTER (	7.5	19.9	\$ 10,335	\$ 8,812	14.73%
2020-21	OKEECHOBEE YOUTH TREATMENT CENTER (	2.3	N/A	\$ 19,459	\$ 17,197	11.62%



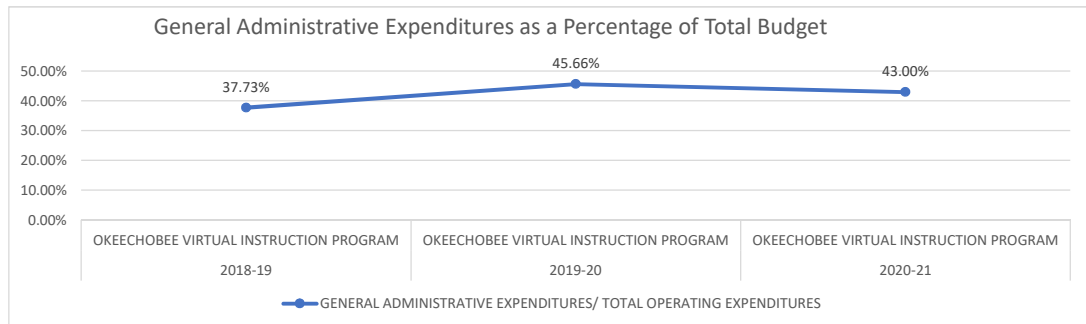
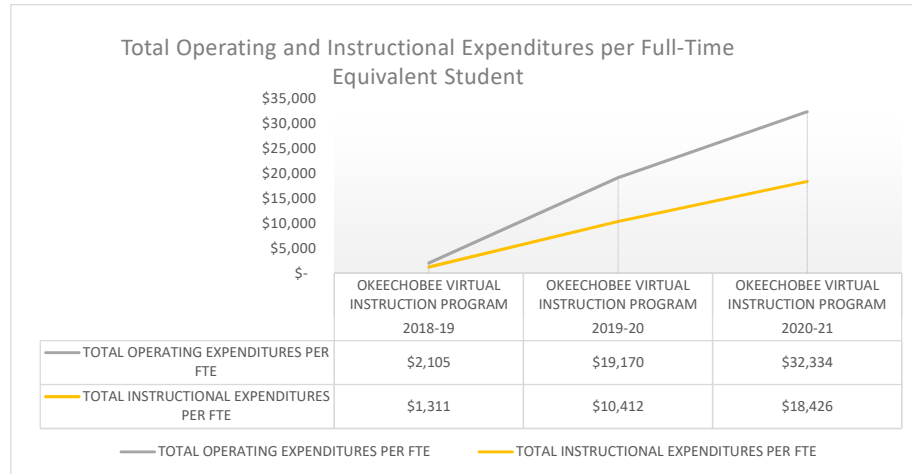
School Year	DISTRICT NAME	FTE/ INSTRUCTIONAL PERSONNEL	FTE/ ADMINISTRATIVE PERSONNEL	TOTAL OPERATING EXPENDITURES PER FTE	TOTAL INSTRUCTIONAL EXPENDITURES PER FTE	GENERAL ADMINISTRATIVE EXPENDITURES/ TOTAL OPERATING EXPENDITURES
2019-20	OKEECHOBEE YOUTH CORRECTION (OYCC)	19.4	N/A	\$ 12,352	\$ 10,294	16.66%
2020-21	OKEECHOBEE YOUTH CORRECTION (OYCC)	6.4	N/A	\$ 12,379	\$ 11,133	10.07%



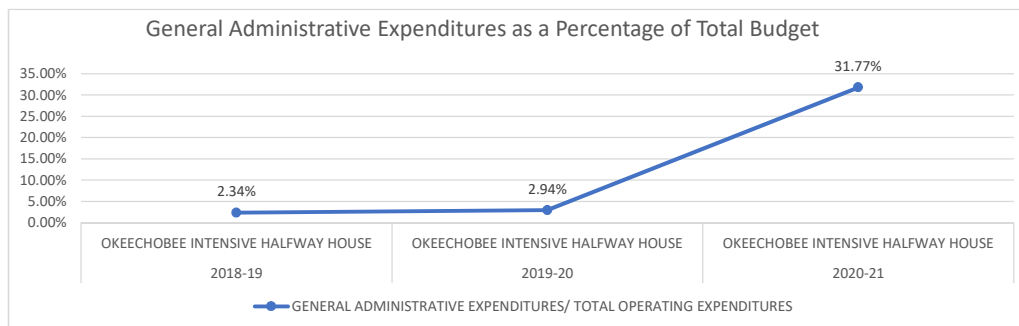
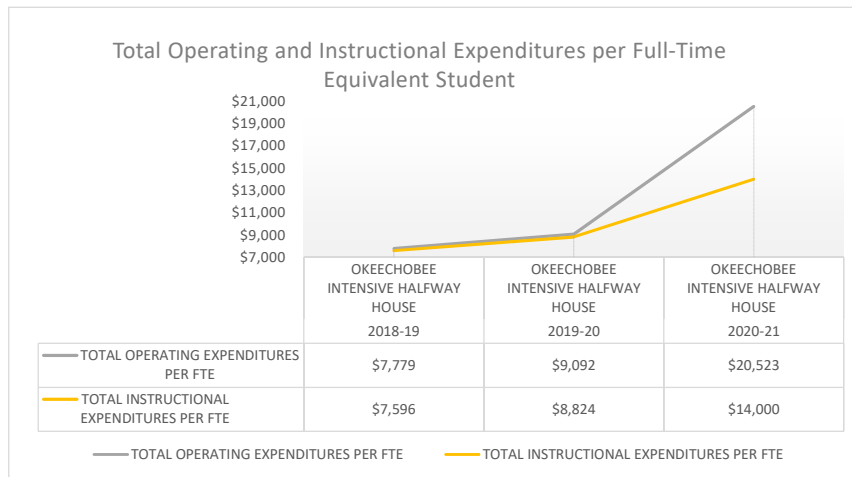
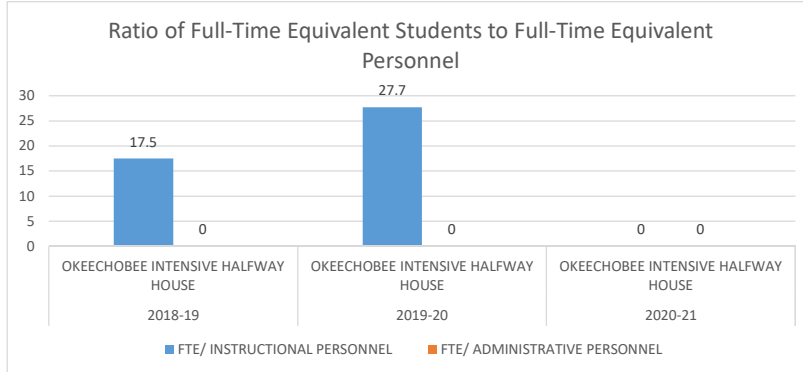
School Year	DISTRICT NAME	FTE/ INSTRUCTIONAL PERSONNEL	FTE/ ADMINISTRATIVE PERSONNEL	TOTAL OPERATING EXPENDITURES PER FTE	TOTAL INSTRUCTIONAL EXPENDITURES PER FTE	GENERAL ADMINISTRATIVE EXPENDITURES/ TOTAL OPERATING EXPENDITURES
2020-21	OKEECHOBEE VIRTUAL SCHOOL	10.1	31.39	\$ 9,518	\$ 8,462	11.09%



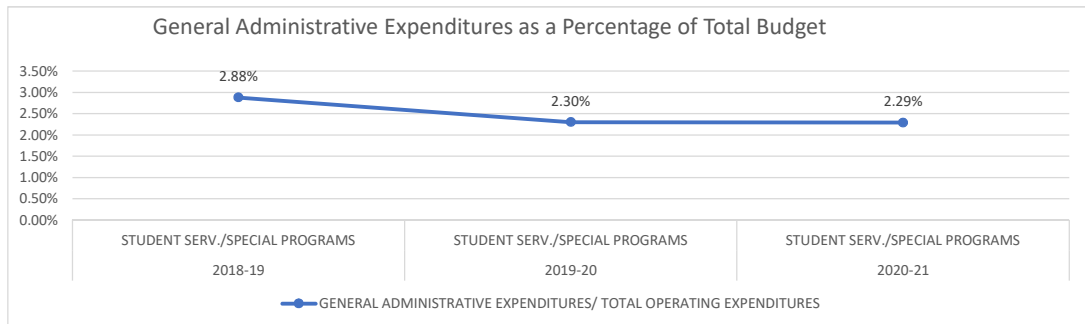
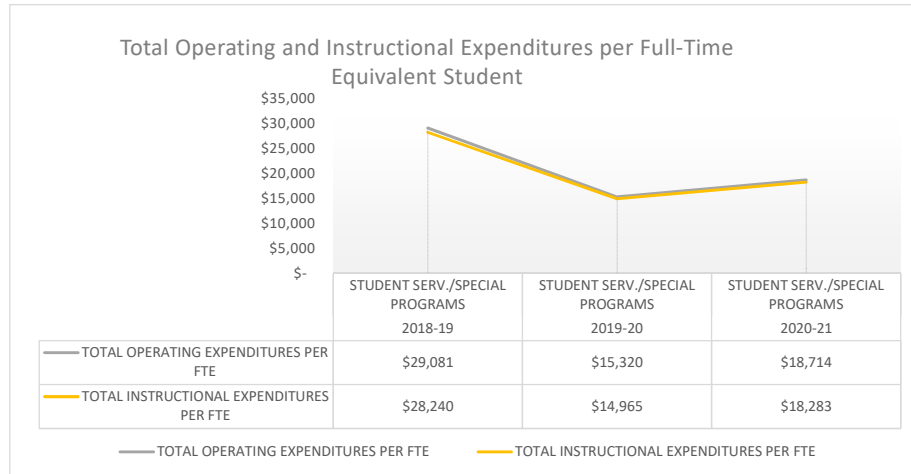
School Year	DISTRICT NAME	FTE/ INSTRUCTIONAL PERSONNEL	FTE/ ADMINISTRATIVE PERSONNEL	TOTAL OPERATING EXPENDITURES PER FTE	TOTAL INSTRUCTIONAL EXPENDITURES PER FTE	GENERAL ADMINISTRATIVE EXPENDITURES/ TOTAL OPERATING EXPENDITURES
2018-19	OKEECHOBEE VIRTUAL INSTRUCTION PROGRAM	N/A	N/A	\$ 2,105	\$ 1,311	37.73%
2019-20	OKEECHOBEE VIRTUAL INSTRUCTION PROGRAM	N/A	N/A	\$ 19,170	\$ 10,412	45.66%
2020-21	OKEECHOBEE VIRTUAL INSTRUCTION PROGRAM	N/A	N/A	\$ 32,334	\$ 18,426	43.00%



School Year	DISTRICT NAME	FTE/ INSTRUCTIONAL PERSONNEL	FTE/ ADMINISTRATIVE PERSONNEL	TOTAL OPERATING EXPENDITURES PER FTE	TOTAL INSTRUCTIONAL EXPENDITURES PER FTE	GENERAL ADMINISTRATIVE EXPENDITURES/ TOTAL OPERATING EXPENDITURES
2018-19	OKEECHOBEE INTENSIVE HALFWAY HOUSE	17.5	N/A	\$ 7,779	\$ 7,596	2.34%
2019-20	OKEECHOBEE INTENSIVE HALFWAY HOUSE	27.7	N/A	\$ 9,092	\$ 8,824	2.94%
2020-21	OKEECHOBEE INTENSIVE HALFWAY HOUSE	N/A	N/A	\$ 20,523	\$ 14,000	31.77%

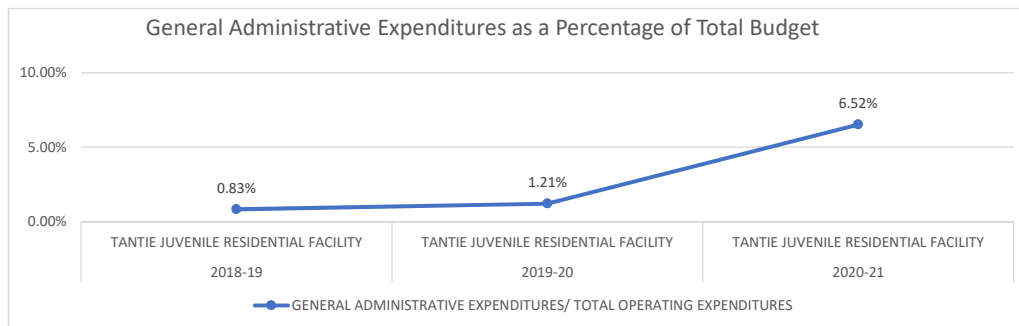
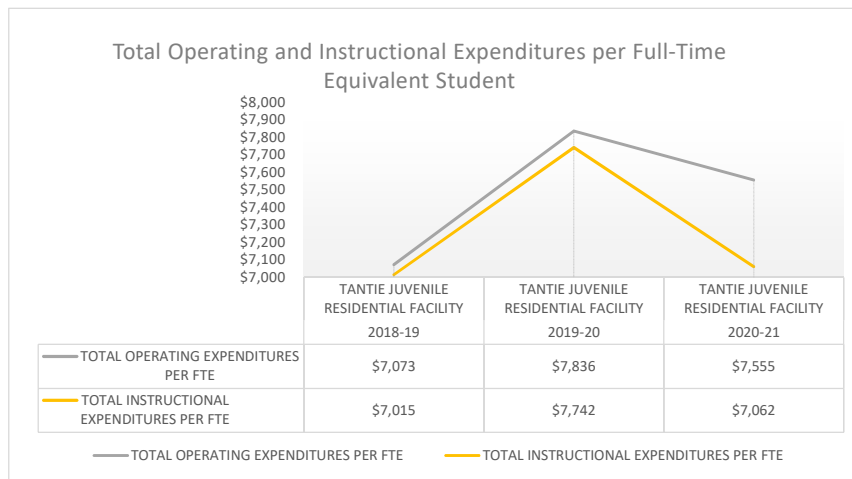
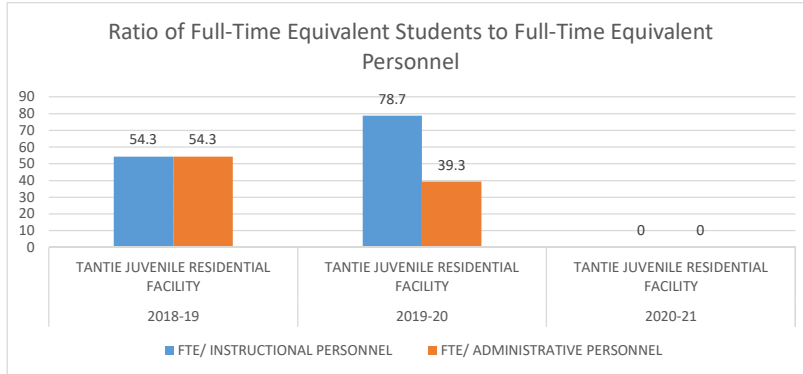


School Year	DISTRICT NAME	FTE/ INSTRUCTIONAL PERSONNEL	FTE/ ADMINISTRATIVE PERSONNEL	TOTAL OPERATING EXPENDITURES PER FTE	TOTAL INSTRUCTIONAL EXPENDITURES PER FTE	GENERAL ADMINISTRATIVE EXPENDITURES/ TOTAL OPERATING EXPENDITURES
2018-19	STUDENT SERV./SPECIAL PROGRAMS	N/A	N/A	\$ 29,081	\$ 28,240	2.88%
2019-20	STUDENT SERV./SPECIAL PROGRAMS	N/A	N/A	\$ 15,320	\$ 14,965	2.30%
2020-21	STUDENT SERV./SPECIAL PROGRAMS	N/A	N/A	\$ 18,714	\$ 18,283	2.29%

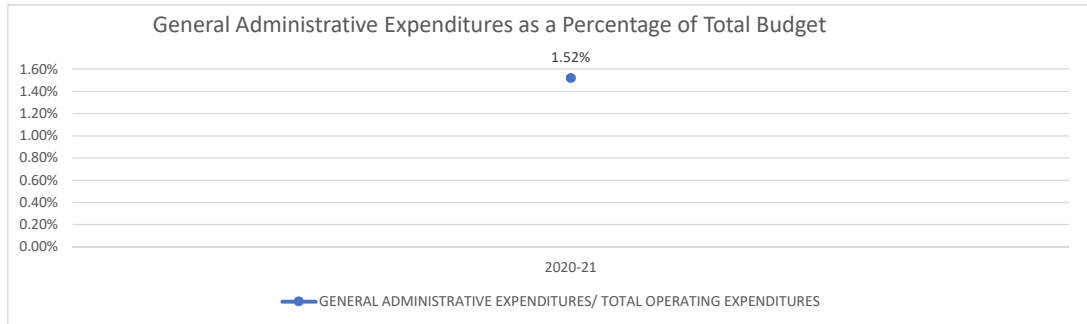
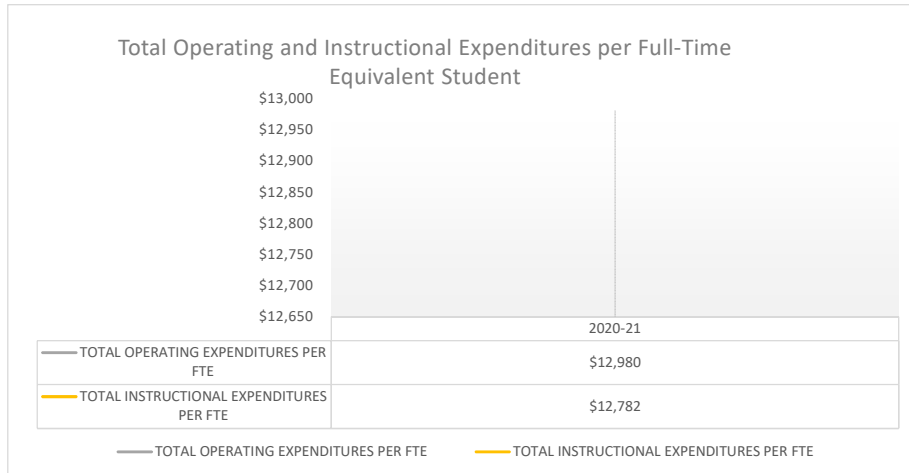




School Year	DISTRICT NAME	FTE/ INSTRUCTIONAL PERSONNEL	FTE/ ADMINISTRATIVE PERSONNEL	TOTAL OPERATING EXPENDITURES PER FTE	TOTAL INSTRUCTIONAL EXPENDITURES PER FTE	GENERAL ADMINISTRATIVE EXPENDITURES/ TOTAL OPERATING EXPENDITURES
2018-19	TANTIE JUVENILE RESIDENTIAL FACILITY	54.3	54.3	\$ 7,073	\$ 7,015	0.83%
2019-20	TANTIE JUVENILE RESIDENTIAL FACILITY	78.7	39.3	\$ 7,836	\$ 7,742	1.21%
2020-21	TANTIE JUVENILE RESIDENTIAL FACILITY	N/A	N/A	\$ 7,555	\$ 7,062	6.52%



School Year	DISTRICT NAME	FTE/ INSTRUCTIONAL PERSONNEL	FTE/ ADMINISTRATIVE PERSONNEL	TOTAL OPERATING EXPENDITURES PER FTE	TOTAL INSTRUCTIONAL EXPENDITURES PER FTE	GENERAL ADMINISTRATIVE EXPENDITURES/ TOTAL OPERATING EXPENDITURES
2020-21	TANTIE	N/A	N/A	\$ 12,980	\$ 12,782	1.52%



School Year	DISTRICT NAME	FTE/ INSTRUCTIONAL PERSONNEL	FTE/ ADMINISTRATIVE PERSONNEL	TOTAL OPERATING EXPENDITURES PER FTE	TOTAL INSTRUCTIONAL EXPENDITURES PER FTE	GENERAL ADMINISTRATIVE EXPENDITURES/ TOTAL OPERATING EXPENDITURES
2018-19	CYPRESS JUVENILE RESIDENTIAL FACILITY	12.7	38.1	\$ 7,822	\$ 7,654	2.14%
2019-20	CYPRESS JUVENILE RESIDENTIAL FACILITY	16.7	33.5	\$ 8,668	\$ 8,448	2.54%
2020-21	CYPRESS JUVENILE RESIDENTIAL FACILITY	1.6	N/A	\$ 14,664	\$ 11,296	22.96%

